



GENERAL COUNCIL OF THE JUDICIARY – www.poderjudicial.es

The Spanish Judiciary in figures 2010



JUDICIAL STATISTICS



The Spanish Judiciary in figures 2010



JUDICIAL STATISTICS

Published by

GENERAL COUNCIL OF THE JUDICIARY
C/ Marqués de la Ensenada, 8 - 28071 Madrid (Spain)

Presentation

As part of its policy of transparency, the General Council of the Judiciary (GCJ), has taken, for the eighth time, the step of compiling “The Justice System: all the facts”, which sets out the key statistics for 2010 relating to the various elements making up the Spanish court system, including several comparisons with data compiled in the years before. It is elaborated to show a general view over the complex activity of the judiciary.

The full document may be accessed at www.poderjudicial.es, and www.pnj.cgjpi.es, where there is also available the complementary and most updated information.

Most of the information was provided by the General Council of the Judiciary itself, although other official sources were also employed. We are very grateful for their collaboration.

Antonio Dorado Picón
Miguel Carmona Ruano

Members of Statistics Committee in the
General Council of the Judiciary

SUMMARY

| | |
|---|-----------|
| <u>STRUCTURE AND RESOURCES</u> | <u>7</u> |
| <u>NUMBER OF JUDICIAL DISTRICTS</u> | <u>8</u> |
| <u>SINGLE JUDGE COURTS</u> | <u>9</u> |
| <u>COLLEGIATE BODIES</u> | <u>10</u> |
| <u>MEMBERS OF THE JUDICIARY</u> | <u>11</u> |
| <u>MEMBERS OF THE JUDICIARY PER 100.000 INHABITANTS</u> | <u>12</u> |
| <u>MAGISTRATES AND JUDGES AGE PYRAMID.</u> | <u>13</u> |
| <u>JUSTICES OF THE PEACE</u> | <u>14</u> |
| <u>PUBLIC PROSECUTOR</u> | <u>15</u> |
| <u>COURT CLERKS</u> | <u>16</u> |
| <u>STAFF DIGEST</u> | <u>17</u> |
| <u>OFFICERS OF THE COURT STAFF</u> | <u>18</u> |
| <u>CENSUS OF LAWYERS AND SOLICITORS</u> | <u>19</u> |
| <u>SOCIAL GRADUATES</u> | <u>20</u> |
| <u>STATE LEGAL SERVICE</u> | <u>21</u> |
| <u>LAND AND COMMERCIAL REGISTRARS</u> | <u>22</u> |
| <u>NOTARIES</u> | <u>23</u> |
| <u>BUDGET OF THE COURT SYSTEM</u> | <u>24</u> |
| <u>PUBLIC SERVICES LIABILITY. PUBLIC-FUNDED JUSTICE</u> | <u>26</u> |
| <u>JUDICIAL ACCOUNT</u> | <u>27</u> |
| <u>COURT FEES</u> | <u>28</u> |
| <u>PERSONNEL TURNOVER</u> | <u>29</u> |
| | |
| <u>WORKLOAD AND CASES DISPOSED OF</u> | <u>31</u> |
| <u>Cases handled</u> | <u>34</u> |
| <u>Rates</u> | <u>39</u> |
| <u>Evolution 2009/2010</u> | <u>41</u> |
| <u>Time Series</u> | <u>44</u> |
| <u>High Courts of Justice Data</u> | <u>51</u> |
| <u>REQUEST LETTERS. COMMON OFFICES</u> | <u>58</u> |
| <u>NUMBER OF CONVICTS</u> | <u>59</u> |
| <u>IMPORTANT CASES HANDLING.</u> | <u>60</u> |
| <u>SMALL DEBTS PROCEEDINGS</u> | <u>61</u> |
| <u>DIVORCES AND SEPARATIONS</u> | <u>62</u> |
| <u>BANKRUPTCY PROCEEDINGS</u> | <u>63</u> |
| <u>FAST-TRACK CRIMINAL PROCEDURES</u> | <u>64</u> |
| <u>JURY TRIALS. REMAND PRISONER CAUSES</u> | <u>65</u> |
| <u>IMMIGRATION</u> | <u>66</u> |
| <u>Domestic Violence</u> | <u>67</u> |
| <u>Violence against women</u> | <u>69</u> |
| <u>Labour Proceedings. Judicial Auctions</u> | <u>71</u> |
| <u>Motions of dismissal proceeding</u> | <u>72</u> |
| <u>Taxation of costs</u> | <u>73</u> |

| | |
|--|--------------------|
| References for a preliminary ruling submit Court of Justice EU | 74 |
| Justices of the Peaces | 75 |
| Arbitration | 76 |
| Conciliation Proceedings..... | 77 |

[THE QUALITY OF THE COURT SYSTEM.....](#) [78](#)

| | |
|--|---------------------|
| Judgments by type of judge..... | 79 |
| Courts of Appeal..... | 83 |
| Estimated length of proceedings..... | 89 |
| Average time of pending proceedings..... | 95 |
| Complaints..... | 101 |

[KEY INDICATORS.....](#) [107](#)

STRUCTURE AND RESOURCES

Number of Judicial Districts ¹

| | |
|--------------------|------------|
| Andalusia | 85 |
| Aragon | 16 |
| Asturias | 18 |
| Balearic Islands | 6 |
| Canary Islands | 19 |
| Cantabria | 8 |
| Castille and Leon | 41 |
| Castille la Mancha | 31 |
| Catalonia | 49 |
| Valencian Region. | 36 |
| Extremadura | 21 |
| Galicia | 45 |
| Madrid | 21 |
| Murcia | 11 |
| Navarre | 5 |
| Basque Country | 14 |
| Rioja (La) | 3 |
| Ceuta | 1 |
| Melilla | 1 |
| Total | 431 |

¹ Data as at January 1, 2010

Single Judge Courts ²

| | |
|--|--------------|
| Exclusive Dean's Offices | 8 |
| Civil: | |
| Courts of First Instance | 606 |
| Family Courts of First Instance | 102 |
| Mortgage Courts of First Instance | 2 |
| Wardship Courts of First instance | 13 |
| Commercial Courts | 55 |
| Exclusive Public Registries | 25 |
| Central Public Registry | 2 |
| TOTAL | 805 |
| Criminal: | |
| Magistrates' Courts | 457 |
| Violence against women Courts | 103 |
| Prison Supervisory Courts | 46 |
| Criminal Courts | 346 |
| Prison Supervisory Courts | 17 |
| Juvenile Courts | 82 |
| Central Enquiry Courts | 6 |
| Central Criminal Courts | 1 |
| Central Juvenile Courts | 1 |
| Central Prison Supervisory Courts | 1 |
| TOTAL | 1060 |
| Mixed Civil and Criminal : | |
| Courts of First Instance and Magistrates | 1.099 |
| TOTAL | 1.099 |
| Administrative: | |
| Central Administrative Courts | 12 |
| Administrative Courts | 224 |
| TOTAL | 236 |
| Labour: | |
| Labour Courts | 331 |
| Courts of Labour enforcement | 4 |
| TOTAL | 335 |
| Overall Total | 3.543 |

² Source: GCJ. Data as at January 1, 2010

Collegiate Bodies³

| | |
|--|------------|
| Civil: | |
| Provincial courts. Civil Chamber | 96 |
| High Court 1st Chamber | 1 |
| TOTAL | 97 |
| Criminal: | |
| Provincial courts. Criminal Chamber | 89 |
| National court. Criminal Chamber | 4 |
| High Court 2nd. Chamber | 1 |
| TOTAL | 94 |
| Mixed Civil and Criminal: | |
| Provincial Courts. Mixed Divisions | 44 |
| H.C.J. Civil and Criminal Chamber | 17 |
| TOTAL | 61 |
| Administrative: | |
| H.C.J. . Contentious Administrative Chamber | 21 |
| National Court. Contentious Administrative Chamber | 8 |
| High Court 3rd Chamber | 1 |
| TOTAL | 30 |
| Labour: | |
| H.C.J. Labour Chamber | 21 |
| National Court. Labour Chamber | 1 |
| High Court 4 th . Chamber | 1 |
| TOTAL | 23 |
| Military: | |
| High Court 5 th Chamber | 1 |
| High Court Special Chamber: | |
| High Court Special Chamber | 1 |
| Overall Total | 307 |

³ Source: GCJ. Data as at January 1, 2010

Members of the Judiciary ⁴

| | Exclusive Dean's Offices and President N.C. | Civil and Criminal | Administrative | Labour | Military | Total |
|--|---|-----------------------|----------------|------------|----------|--------------|
| Andalusia | 2 | 684 | 93 | 83 | 0 | 862 |
| Aragon | 1 | 109 | 14 | 13 | 0 | 137 |
| Asturias | | 106 | 16 | 25 | 0 | 147 |
| Balearic Islands | 1 | 108 | 8 | 8 | 0 | 125 |
| Canary Islands | | 192 | 23 | 29 | 0 | 244 |
| Cantabria | | 56 | 7 | 9 | 0 | 72 |
| Castille and Leon | | 225 | 32 | 33 | 0 | 290 |
| Castille la Mancha | | 141 | 17 | 18 | 0 | 176 |
| Catalonia | 1 | 606 | 48 | 80 | 0 | 735 |
| Valencian Region | 1 | 419 | 38 | 45 | 0 | 503 |
| Extremadura | | 86 | 12 | 9 | 0 | 107 |
| Galicia | | 248 | 33 | 41 | 0 | 322 |
| Madrid | 1 | 505 | 82 | 63 | 0 | 651 |
| Murcia | | 109 | 17 | 13 | 0 | 139 |
| Navarre | | 46 | 9 | 6 | 0 | 61 |
| Basque Country | 1 | 167 | 23 | 29 | 0 | 220 |
| Rioja (La) | | 26 | 4 | 5 | 0 | 35 |
| State: High Court and National Court | 1 | 48 | 85 | 16 | 8 | 158 |
| Total | 9 | 3.881 | 561 | 525 | 8 | 4.984 |

⁴ Source: General Council of Judiciary. Staff of Judges and Magistrates sitting in courts.
Data as at January 1, 2010

Members of the Judiciary per 100.000 inhabitants⁵

| | |
|--------------------|-------------|
| Andalusia | 10,1 |
| Aragon | 10,2 |
| Asturias | 13,6 |
| Balearic Islands | 11,3 |
| Canary Islands | 11,5 |
| Cantabria | 12,2 |
| Castille and León | 11,3 |
| Castille la Mancha | 8,4 |
| Catalonia | 9,8 |
| Valencian Region | 9,8 |
| Extremadura | 9,7 |
| Galicia | 11,5 |
| Madrid | 10,1 |
| Murcia | 9,5 |
| Navarre | 9,6 |
| Basque Country | 10,1 |
| La Rioja | 10,9 |
| Spain | 10,6 |

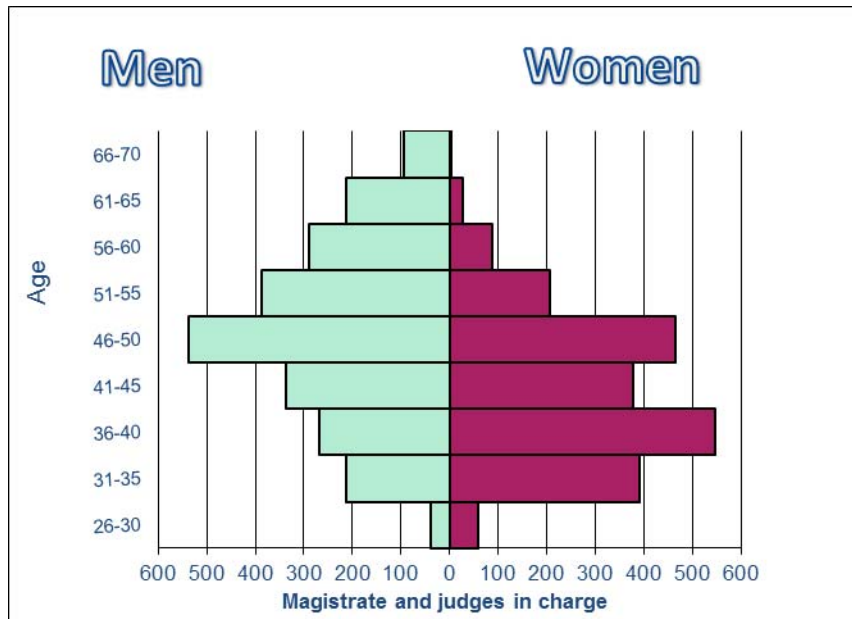
Percentage of Judges and Senior Judges in the High Courts of Justice

| | Civil and Criminal | Contentious-Administrative | Labour | Total |
|--------------------|--------------------|----------------------------|--------|-------|
| Andalusia | 17,8% | 19,5% | 16,3% | 17,9% |
| Aragon | 2,8% | 2,9% | 2,6% | 2,8% |
| Asturias | 2,8% | 3,4% | 4,9% | 3,0% |
| Balearic Islands | 2,8% | 1,7% | 1,6% | 2,6% |
| Canary Islands | 5,0% | 4,8% | 5,7% | 5,1% |
| Cantabria | 1,5% | 1,5% | 1,8% | 1,5% |
| Castille and León | 5,9% | 6,7% | 6,5% | 6,0% |
| Castille la Mancha | 3,7% | 3,6% | 3,5% | 3,6% |
| Catalonia | 15,8% | 10,1% | 15,7% | 15,2% |
| Valencian Region | 10,9% | 8,0% | 8,8% | 10,4% |
| Extremadura | 2,2% | 2,5% | 1,8% | 2,2% |
| Galicia | 6,5% | 6,9% | 8,1% | 6,7% |
| Madrid | 13,2% | 17,2% | 12,4% | 13,5% |
| Murcia | 2,8% | 3,6% | 2,6% | 2,9% |
| Navarre | 1,2% | 1,9% | 1,2% | 1,3% |
| Basque Country | 4,4% | 4,8% | 5,7% | 4,6% |
| La Rioja | 0,7% | 0,8% | 1,0% | 0,7% |

The Total column includes exclusive deans

⁵ Source: GCJ. Data as at January 1, 2010. The figure for Spain includes the High Court and the National Court. Without them the figure is 10,3.

Magistrates and Judges in active Age Pyramid at January 1, 2010



| | Age range | | | | | Total | Age average | Seniority average |
|--------------|---------------|---------------|---------------|---------------|---------------|--------------|-------------|-------------------|
| | From 20 to 30 | From 31 to 40 | From 41 to 50 | From 51 to 60 | From 61 to 70 | | | |
| Women | 59 | 936 | 843 | 294 | 31 | 2.163 | 43,0 | 13,1 |
| Men | 38 | 481 | 873 | 675 | 306 | 2.373 | 49,2 | 17,9 |
| Total | 97 | 1.417 | 1.716 | 969 | 337 | 4.536 | 46 | 16 |

Justices of the Peace⁶

| | |
|--------------------|--------------|
| Andalusia | 686 |
| Aragon | 715 |
| Asturias | 60 |
| Balearic Islands | 61 |
| Canary Islands | 69 |
| Cantabria | 94 |
| Castille and León | 2.207 |
| Castille la Mancha | 888 |
| Catalonia | 897 |
| Valencian Region | 506 |
| Extremadura | 362 |
| Galicia | 270 |
| Madrid | 158 |
| Murcia | 34 |
| Navarre | 267 |
| Basque Country | 237 |
| La Rioja | 171 |
| Total | 7.682 |

⁶ Source: GCJ. Data as at January 1, 2010

Public Prosecutors ⁷

| | Chief Prosecutors | Prosecutors | Prosecuting Lawyers | Total |
|---|----------------------|--------------|------------------------|--------------|
| Central bodies | 23 | 128 | 0 | 151 |
| Public Prosecutor's office | 9 | 35 | 0 | 44 |
| Public Prosecutors in the High Court of Justice | 9 | 39 | 0 | 48 |
| Public Prosecutors in the Constitutional Court | 1 | 8 | 0 | 9 |
| Public Prosecutors in the Court of Auditors | 1 | 4 | 0 | 5 |
| Public Prosecutors in the National Court | 1 | 16 | 0 | 17 |
| Special Prosecutors for the prevention and repression of illegal drug trafficking | 1 | 11 | 0 | 12 |
| Special Prosecutors for the repression of economic offences related to corruption | 1 | 15 | 0 | 16 |
| High Courts of Justice | 0 | 1.572 | 584 | 2.156 |
| Andalusia | 0 | 287 | 129 | 416 |
| Aragon | 0 | 44 | 14 | 58 |
| Asturias | 0 | 35 | 13 | 48 |
| Balearic Islands | 0 | 38 | 17 | 55 |
| Canary Islands | 0 | 88 | 27 | 115 |
| Cantabria | 0 | 20 | 8 | 28 |
| Castille and Leon | 0 | 84 | 40 | 124 |
| Castille la Mancha | 0 | 53 | 25 | 78 |
| Catalonia | 0 | 275 | 82 | 357 |
| Valencian Region | 0 | 176 | 56 | 232 |
| Extremadura | 0 | 36 | 19 | 55 |
| Galicia | 0 | 96 | 46 | 142 |
| Madrid | 0 | 214 | 55 | 269 |
| Murcia | 0 | 43 | 13 | 56 |
| Navarre | 0 | 14 | 5 | 19 |
| Basque Country | 0 | 60 | 32 | 92 |
| La Rioja | 0 | 9 | 3 | 12 |
| Total | 23 | 1.700 | 584 | 2.307 |

⁷ Source: Public Prosecutor office. Data as at January 1, 2010

Court Clerks ⁸

| Court Clerks | |
|---------------------|--------------|
| Andalusia | 730 |
| Aragon | 113 |
| Asturias | 114 |
| Balearic Islands | 105 |
| Canary Islands | 200 |
| Cantabria | 58 |
| Castille and Leon | 244 |
| Castille la Mancha | 150 |
| Catalonia | 616 |
| Valencian Region | 420 |
| Extremadura | 90 |
| Galicia | 261 |
| Madrid | 509 |
| Murcia | 118 |
| Navarre | 48 |
| Basque Country | 182 |
| Rioja (La) | 29 |
| Central Bodies | 128 |
| Total | 4.115 |

⁸ Source: Ministry of Justice. Data as at January 1, 2010. (Only people working in courts are included)

Staff digests

| | Judges | Public Prosecutors | Court Clerks | Ratio Judge/Public Prosecutor | Ratio Judge/Court Clerk |
|--------------------|-------------|--------------------|--------------|-------------------------------|-------------------------|
| Andalusia | 862 | 416 | 730 | 2,07 | 1,18 |
| Aragon | 137 | 58 | 113 | 2,36 | 1,21 |
| Asturias | 147 | 48 | 114 | 3,06 | 1,29 |
| Balearic Islands | 125 | 55 | 105 | 2,27 | 1,19 |
| Canary Islands | 244 | 115 | 200 | 2,12 | 1,22 |
| Cantabria | 72 | 28 | 58 | 2,57 | 1,24 |
| Castille and Leon | 290 | 124 | 244 | 2,34 | 1,19 |
| Castille la Mancha | 176 | 78 | 150 | 2,26 | 1,17 |
| Catalonia | 735 | 357 | 616 | 2,06 | 1,19 |
| Valencian Region. | 503 | 232 | 420 | 2,17 | 1,20 |
| Extremadura | 107 | 55 | 90 | 1,95 | 1,19 |
| Galicia | 322 | 142 | 261 | 2,27 | 1,23 |
| Madrid | 651 | 269 | 509 | 2,42 | 1,28 |
| Murcia | 139 | 56 | 118 | 2,48 | 1,18 |
| Navarre | 61 | 19 | 48 | 3,21 | 1,27 |
| Basque Country | 220 | 92 | 182 | 2,39 | 1,21 |
| Rioja (La) | 35 | 12 | 29 | 2,92 | 1,21 |
| Central Bodies | 158 | 151 | 128 | 1,05 | 1,23 |
| Total | 4984 | 2.307 | 4.115 | 2,16 | 1,21 |

Officers of the Court Staff⁹

| | Forensic doctors | Legal Management Body | Legal Processing Body | Legal Assistance Body |
|----------------------------------|---------------------|-----------------------------|-----------------------------|-----------------------------|
| Andalusia | 188 | 2.292 | 3.517 | 1.586 |
| Aragon | 30 | 336 | 512 | 263 |
| Asturias | 22 | 338 | 543 | 250 |
| Balearic Islands | 19 | 332 | 520 | 225 |
| Canary Islands | 47 | 623 | 1118 | 479 |
| Cantabria | 15 | 183 | 262 | 133 |
| Castille and Leon | 65 | 782 | 1063 | 621 |
| Castille la Mancha | 45 | 494 | 656 | 381 |
| Catalonia | 184 | 2.281 | 3.337 | 1.490 |
| Valencian Region. | 89 | 1.426 | 2.235 | 826 |
| Extremadura | 28 | 288 | 385 | 234 |
| Galicia | 51 | 768 | 1102 | 534 |
| Madrid | 143 | 2.071 | 3.124 | 1.155 |
| Murcia | 27 | 361 | 562 | 257 |
| Navarre | 8 | 152 | 183 | 109 |
| Basque Country | 49 | 621 | 883 | 418 |
| Rioja (La) | 8 | 82 | 143 | 67 |
| Central Bodies | 4 | 278 | 658 | 149 |
| National Institute of toxicology | 13 | 7 | 39 | 13 |
| Total | 1.035 | 13.715 | 20.842 | 9.190 |

⁹Source: Ministry of Justice. Data as at January 1, 2010.

Census of Lawyers and Solicitors ¹⁰

| | Lawyers | Solicitors | Ratio Lawyers/Solicitor |
|--------------------|----------------|--------------|----------------------------|
| Andalusia | 19.020 | 1.859 | 10,23 |
| Aragon | 2.771 | 290 | 9,56 |
| Asturias | 2.792 | 349 | 8,00 |
| Balearic Islands | 2.365 | 178 | 13,29 |
| Canary Islands | 4.802 | 424 | 11,33 |
| Cantabria | 1.138 | 176 | 6,47 |
| Castille and Leon | 4.661 | 602 | 7,74 |
| Castille la Mancha | 3.014 | 405 | 7,44 |
| Catalonia | 19.442 | 834 | 23,31 |
| Valencian Region | 11.883 | 928 | 12,80 |
| Extremadura | 1.593 | 259 | 6,15 |
| Galicia | 5.919 | 677 | 8,74 |
| Madrid | 32.198 | 1.528 | 21,07 |
| Murcia | 3.022 | 271 | 11,15 |
| Navarre | 1.243 | 90 | 13,81 |
| Basque Country | 5.407 | 361 | 14,98 |
| Rioja (La) | 568 | 57 | 9,96 |
| Ceuta | 162 | 13 | 12,46 |
| Melilla | 182 | 10 | 18,20 |
| Total | 122.182 | 9.311 | 13,12 |

| | |
|------------------------------------|-------|
| Ratio Lawyers/Judge | 24,52 |
| Ratio Solicitors/Judge | 1,87 |
| Ratio Lawyers/Public Prosecutor | 52,96 |
| Ratio Solicitors/Public Prosecutor | 4,04 |
| Ratio Lawyers/Court Clerk | 29,69 |
| Ratio Solicitors/Court Clerk | 2,26 |

¹⁰ Sources: General Council of Lawyers; General Council of Court Solicitors. Data as at January 1, 2010

Social Graduates¹¹

| | On active | Business active | Non- active | Honoraries | Total |
|--------------------|--------------|--------------------|----------------|------------|---------------|
| Andalusia | 2.508 | 212 | 890 | 0 | 3.610 |
| Aragon | 319 | 70 | 413 | 60 | 862 |
| Asturias | 194 | 68 | 388 | | 650 |
| Balearic Islands | 355 | 38 | 255 | | 648 |
| Canary Islands | 771 | 66 | 398 | 34 | 1.269 |
| Cantabria | 79 | 8 | 139 | | 226 |
| Castille and Leon | 431 | 80 | 595 | 5 | 1.111 |
| Castille la Mancha | 110 | 32 | 71 | 0 | 213 |
| Catalonia | 1.372 | 193 | 916 | 85 | 2.566 |
| Valencian Region | 1.435 | 276 | 1.312 | 0 | 3.023 |
| Extremadura | 165 | 16 | 62 | 0 | 243 |
| Galicia | 575 | 142 | 897 | 8 | 1.622 |
| Madrid | 395 | 307 | 749 | 133 | 1.584 |
| Murcia | 478 | 41 | 405 | | 924 |
| Navarra | 146 | 39 | 245 | | 430 |
| Basque Country | 196 | 57 | 437 | 0 | 690 |
| Rioja (La) | 39 | 3 | 8 | | 50 |
| Total | 9.568 | 1.648 | 8.180 | 325 | 19.721 |

¹¹ Source: General Council of Official Colleges of Spain Social Graduates. Data as at January 1, 2010.

State Legal Service ¹²

| | |
|---|------------|
| Management | 27 |
| Central bodies | 120 |
| State Legal Service in the European Human Rights Court | 1 |
| Unit for European and International Assistance | 8 |
| Support Unit | 3 |
| State Legal Service in the Constitutional Court | 4 |
| State Legal Service in the Court of Auditors | 2 |
| State Legal Service in the High Court of Justice | 17 |
| State Legal Service in the National Court | 22 |
| State Legal Service in the Central Administrative Courts | 7 |
| State Legal Service in the Ministries | 56 |
| Decentralized bodies | 170 |
| State Legal Service in the High Courts of Justice (in the Autonomous Regions) | 125 |
| Others decentralized bodies | 45 |

¹² Source: General Direction of the State Legal Service. Data as at January 1, 2010

Land and Commercial Registrars¹³

| | Men | Women | Total |
|--------------------|------------|--------------|--------------|
| Andalusia | 124 | 54 | 178 |
| Aragon | 15 | 11 | 26 |
| Asturias | 8 | 11 | 19 |
| Balearic Island | 24 | 4 | 28 |
| Canary Islands | 25 | 14 | 39 |
| Cantabria | 10 | 6 | 16 |
| Castille and Leon | 37 | 29 | 66 |
| Castille la Mancha | 22 | 26 | 48 |
| Catalonia | 85 | 46 | 131 |
| Valencian Region | 78 | 50 | 128 |
| Extremadura | 12 | 4 | 16 |
| Galicia | 21 | 28 | 49 |
| Madrid | 85 | 47 | 132 |
| Murcia | 25 | 12 | 37 |
| Navarre | 7 | 5 | 12 |
| Basque Country | 30 | 11 | 41 |
| Rioja (La) | 5 | 5 | 10 |
| Ceuta | 1 | 0 | 1 |
| Melilla | 1 | 0 | 1 |
| Total | 615 | 363 | 978 |

¹³ Source: Professional Land and Commercial Registrars Associations. Data as at January 1, 2010

Notaries¹⁴

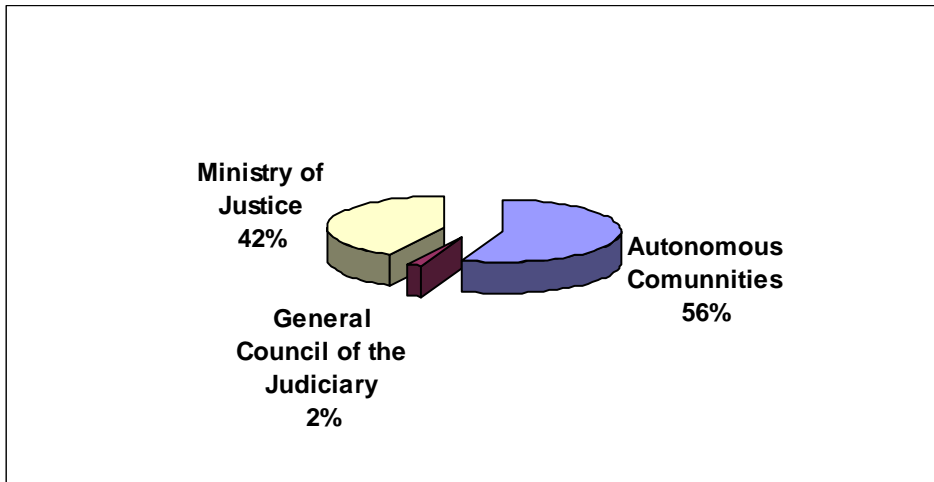
| Notaries in active | |
|---------------------------|--------------|
| Andalusia | 519 |
| Aragon | 92 |
| Asturias | 73 |
| Balearic Island | 77 |
| Canary Islands | 106 |
| Cantabria | 39 |
| Castille and Leon | 176 |
| Castille la Mancha | 136 |
| Catalonia | 488 |
| Valencian Region | 356 |
| Extremadura | 80 |
| Galicia | 171 |
| Madrid | 357 |
| Murcia | 88 |
| Navarre | 44 |
| Basque Country | 137 |
| Rioja (La) | 22 |
| Ceuta | 3 |
| Melilla | 3 |
| Total | 2.967 |

¹⁴ Source: General Council of Notary. Data as at January 1, 2010

Budget of the Court System ¹⁵

| | 2009 | 2010 | Evolution |
|----------------------------------|----------------------|----------------------|------------------|
| Andalusia | 412.522.938 | 416.054.489 | 0,9% |
| Aragon | 59.455.677 | 63.229.657 | 6,3% |
| Asturias | 26.963.721 | 65.798.256 | 144,0% |
| Canary Islands | 157.618.686 | 151.305.360 | -4,0% |
| Cantabria | 33.670.133 | 33.670.133 | 0,0% |
| Castille and Leon | 856.654 | 851.747 | -0,6% |
| Castille la Mancha | 327.480 | 679.300 | 107,4% |
| Catalonia | 476.758.408 | 523.138.378 | 9,7% |
| Valencian Region | 240.289.170 | 242.210.100 | 0,8% |
| Galicia | 108.052.741 | 124.426.889 | 15,2% |
| Madrid | 340152752 | 365455446 | 7,4% |
| Navarre | 35.436.432 | 40.471.786 | 14,2% |
| Basque Country | 156.828.975 | 157.513.232 | 0,4% |
| Autonomous Regions | 2.048.933.767 | 2.184.804.773 | 6,6% |
| General Council of the Judiciary | 77.042.570 | 78.110.790 | 1,4% |
| Ministry of Justice | 1.475.393.360 | 1.629.874.120 | 10,5% |
| Total | 3.601.369.697 | 3.892.789.683 | 8,1% |

¹⁵ Figures in €. Sources: General Council of the Judiciary.



| | Public Budget allocated to the courts as a percentage of the GDP ¹⁶ | Public Budget allocated to the courts per inhabitant (euros) |
|------------------|--|--|
| Andalusia | 0,28% | 48,8 |
| Aragon | 0,19% | 46,9 |
| Asturias | 0,28% | 60,7 |
| Canary Islands | 0,37% | 71,4 |
| Cantabria | 0,25% | 56,9 |
| Catalonia | 0,26% | 69,6 |
| Valencian Region | 0,24% | 47,4 |
| Galicia | 0,22% | 44,5 |
| Madrid | 0,19% | 56,6 |
| Navarre | 0,22% | 63,5 |
| Basque Country | 0,24% | 72,3 |
| Total | 0,37% | 82,8 |

¹⁶ Source: for the GDP at regional and state level the National Statistical Institute, Regional and National Accounts. First estimation 2010

**Payments made in the year
for dysfunctions of the Administration of Justice ¹⁷**

| | 2009 | | 2010 | |
|--|-----------------|------------------|-----------------|------------------|
| | Number of cases | Costs | Number of cases | Costs |
| Administrative decision | 61 | 160.679 | 79 | 990.857 |
| Judgement of the National Court | 108 | 3.221.804 | 86 | 2.958.597 |
| Judgement of the Central Administrative Courts | 108 | 1.854.291 | 44 | 672.425 |
| Judgment of the High Court | 1 | 273.075 | 3 | 214.022 |
| Total | 278 | 5.509.849 | 212 | 4.835.901 |

| | 2009 | | 2010 | |
|---|-----------------|-----------|-----------------|-----------|
| | Number of cases | Payments | Number of cases | Payments |
| Payments for salaries processed charged to the State | 783 | 4.720.883 | 926 | 9.207.720 |

Spending on Public-Funded Access to Justice ¹⁸

| | 2009 | 2010 | Evolution |
|---------------------|--------------------|--------------------|-------------|
| Andalusia | 32.491.767 | 32.261.433 | -0,7% |
| Aragon | 4.244.374 | 4.214.626 | -0,7% |
| Asturias | 4.041.508 | 4.030.223 | -0,3% |
| Canary Islands | 14.300.000 | 14.300.000 | 0,0% |
| Cantabria | 2.100.000 | 2.100.000 | 0,0% |
| Catalonia | 54.172.093 | 66.784.337 | 23,3% |
| Valencian Region | 18.439.710 | 18.439.710 | 0,0% |
| Galicia | 8.592.567 | 10.000.000 | 16,4% |
| Madrid | 34.024.920 | 34.024.920 | 0,0% |
| Navarre | 1.850.000 | 2.000.000 | 8,1% |
| Basque Country | 13.106.179 | 14.855.490 | 13,3% |
| Ministry of Justice | 30.897.880 | 34.887.460 | 12,9% |
| Total | 218.260.998 | 237.898.199 | 9,0% |

¹⁷ Source: Ministry of Justice. Year 2010. Figures in €

¹⁸ According to Public Funding of the Court System initially passed. As this part of the Public Funding is reinforced, the spending is finally higher.

Judicial Account¹⁹

| | Balance | Entries | Payments | Total movements |
|--------------------|----------------------|-------------------|------------------|------------------------|
| Andalusia | 548.258.486 | 2.061.574 | 1.147.568 | 3.209.142 |
| Aragon | 41.092.435 | 440.095 | 310.412 | 750.507 |
| Asturias | 37.937.276 | 504.889 | 357.646 | 862.535 |
| Balearic Islands | 125.376.810 | 349.865 | 198.835 | 548.700 |
| Canary Islands | 126.102.789 | 788.167 | 376.593 | 1.164.760 |
| Cantabria | 29.429.418 | 215.427 | 160.716 | 376.143 |
| Castille and Leon | 85.005.370 | 679.062 | 530.079 | 1.209.141 |
| Castille la Mancha | 107.938.762 | 417.348 | 219.113 | 636.461 |
| Catalonia | 492.485.343 | 2.747.634 | 1.517.006 | 4.264.640 |
| Valencian Region | 351.603.010 | 1.439.781 | 800.252 | 2.240.033 |
| Extremadura | 52.224.760 | 216.619 | 165.635 | 382.254 |
| Galicia | 170.176.594 | 862.036 | 556.156 | 1.418.192 |
| Madrid | 923.741.882 | 2.035.905 | 985.237 | 3.021.142 |
| Murcia | 90.002.769 | 312.798 | 163.277 | 476.075 |
| Navarre | 22.332.091 | 161.509 | 113.532 | 275.041 |
| Basque Country | 82.565.154 | 532.986 | 401.558 | 934.544 |
| Rioja (La) | 15.911.149 | 92.948 | 64.141 | 157.089 |
| Ceuta | 5.783.450 | 31.503 | 17.648 | 49.151 |
| Melilla | 7.404.180 | 30.557 | 20.532 | 51.089 |
| Total | 3.315.371.730 | 13.920.703 | 8.105.936 | 22.026.639 |

| Jurisdictions | Balance | Entries | Payments | Total movements |
|----------------------|----------------------|-------------------|------------------|------------------------|
| Unspecified | 402.111.746 | 1.118.072 | 679.761 | 1.797.833 |
| Civil | 1.611.931.554 | 9.184.945 | 5.181.758 | 14.366.703 |
| Criminal | 1.035.560.767 | 3.191.980 | 1.865.379 | 5.057.359 |
| Labour | 212.419.476 | 361.267 | 334.496 | 695.763 |
| Administrative | 52.376.627 | 50.151 | 35.587 | 85.738 |
| Constitucional | 72.370 | 519 | 301 | 820 |
| Military | 176.129 | 1.419 | 825 | 2.244 |
| Juvenile | 723.060 | 12.350 | 7.829 | 20.179 |
| Total | 3.315.371.730 | 13.920.703 | 8.105.936 | 22.026.639 |

¹⁹ Source: Ministry of Justice. 2010. Figures in €

Court fees²⁰

| | 2009 | | 2010 | |
|-------------------------------|----------------|----------------|----------------|----------------|
| | Gross | Net | Gross | Net |
| Andalusia | 13.679 | 13.645 | 11.617 | 11.492 |
| Aragon | 3.861 | 3.835 | 3.111 | 3.085 |
| Asturias (Principado de) | 994 | 990 | 926 | 925 |
| Balearic Islands | 2.589 | 2.580 | 2.834 | 2.731 |
| Canary Islands | 3.506 | 3.496 | 3.409 | 3.392 |
| Cantabria | 9.237 | 9.221 | 10.908 | 10.889 |
| Castille and Leon | 4.723 | 4.683 | 4.752 | 4.721 |
| Castille La Mancha | 2.799 | 2.774 | 2.814 | 2.724 |
| Catalonia | 38.895 | 38.772 | 33.019 | 32.699 |
| Comunitat Valencian Region | 20.162 | 20.089 | 18.698 | 18.633 |
| Extremadura | 939 | 939 | 1.030 | 1.028 |
| Galicia | 7.160 | 7.036 | 6.447 | 6.333 |
| Madrid | 46.666 | 46.517 | 49.693 | 49.492 |
| Murcia | 1.806 | 1.804 | 1.525 | 1.514 |
| Navarre | 1.570 | 1.569 | 1.637 | 1.625 |
| Basque Country | 26.521 | 26.493 | 20.792 | 20.731 |
| Rioja (La) | 303 | 300 | 274 | 273 |
| Total | 185.410 | 184.743 | 173.486 | 172.287 |

²⁰ Source: Ministry of the Economy and Finance. Year 2010. Figures in thousands of euros

Personnel turnover²¹

²¹ Source: Judicial Statistics of the GCJ

Using the data on the organic staff of judicial bodies and the staff status contained in the statistics reports, three indicators have been prepared on the staff status, applied to each of the professional categories. These indicators are as follows:

Percentage of coverage by non-permanent staff (PCNP): The total number of days in which positions of a particular category have been occupied by non-permanent staff members, divided by the number of staff members in that category multiplied by 365. This is expressed as a percentage.

Percentage of non-covered days (PNCD): The total number of days in which positions of a particular category have been left uncovered, divided by the number of staff members in that category multiplied by 365. This is expressed as a percentage.

Rotation index (RI): Number of investitures both of permanent positions and others, divided by the organic staff in the category. This is a measurement of the stability of the staff.

National Court

| | Senior Judge | Clerk | Management of Proceedings | Handling of Proceedings | Judicial Assistance |
|-------------|--------------|-------|---------------------------|-------------------------|---------------------|
| PCNP | 0,3% | 3,0% | 4,6% | 10,4% | 21,0% |
| PNCD | 0,2% | 0,0% | 0,6% | 0,3% | 0,1% |
| RI | 0,1 | 0,1 | 0,1 | 0,1 | 0,3 |

High Courts of Justice

| | Senior Judge | Clerk | Management of Proceedings | Handling of Proceedings | Judicial Assistance |
|-------------|--------------|-------|---------------------------|-------------------------|---------------------|
| PCNP | 1,1% | 3,0% | 3,9% | 3,9% | 6,3% |
| PNCD | 0,5% | 0,5% | 0,5% | 0,4% | 0,3% |
| RI | 0,1 | 0,0 | 0,1 | 0,1 | 0,2 |

Provincial Courts

| | Senior Judge | Clerk | Management of Proceedings | Handling of Proceedings | Judicial Assistance |
|-------------|--------------|-------|---------------------------|-------------------------|---------------------|
| PCNP | 0,8% | 1,2% | 8,8% | 8,9% | 16,1% |
| PNCD | 0,2% | 0,0% | 1,1% | 1,0% | 1,9% |
| RI | 0,1 | 0,1 | 0,2 | 0,1 | 0,3 |

Magistrate's Courts, Courts of First Instance and Courts of First Instance and Enquiry

| | Senior Judge | Clerk | Management of Proceedings | Handling of Proceedings | Judicial Assistance |
|-------------|--------------|-------|---------------------------|-------------------------|---------------------|
| PCNP | 8,0% | 15,5% | 14,6% | 16,6% | 19,8% |
| PNCD | 0,4% | 0,4% | 1,1% | 1,0% | 1,0% |
| RI | 0,2 | 0,3 | 0,2 | 0,2 | 0,4 |

Commercial Courts

| | Senior Judge | Clerk | Management of Proceedings | Handling of Proceedings | Judicial Assistance |
|-------------|--------------|-------|---------------------------|-------------------------|---------------------|
| PCNP | 5,0% | 9,5% | 19,2% | 21,6% | 24,9% |
| PNCD | 0,0% | 0,1% | 0,7% | 0,5% | 0,3% |
| RI | 0,2 | 0,3 | 0,3 | 0,3 | 0,4 |

Courts of Violence against Women

| | Senior Judge | Clerk | Management of Proceedings | Handling of Proceedings | Judicial Assistance |
|-------------|--------------|-------|---------------------------|-------------------------|---------------------|
| PCNP | 9,2% | 21,2% | 13,5% | 13,5% | 16,8% |
| PNCD | 0,4% | 0,4% | 0,8% | 0,6% | 0,8% |
| RI | 0,2 | 0,3 | 0,2 | 0,2 | 0,4 |

Criminal Courts

| | Senior Judge | Clerk | Management of Proceedings | Handling of Proceedings | Judicial Assistance |
|-------------|--------------|-------|---------------------------|-------------------------|---------------------|
| PCNP | 7,4% | 13,3% | 21,4% | 22,4% | 24,5% |
| PNCD | 0,2% | 0,4% | 1,0% | 1,1% | 0,8% |
| RI | 0,2 | 0,4 | 0,3 | 0,3 | 0,5 |

Juvenile Courts

| | Senior Judge | Clerk | Management of Proceedings | Handling of Proceedings | Judicial Assistance |
|-------------|--------------|-------|---------------------------|-------------------------|---------------------|
| PCNP | 1,7% | 3,7% | 14,5% | 14,1% | 24,1% |
| PNCD | 0,0% | 0,1% | 1,3% | 0,6% | 0,9% |
| RI | 0,1 | 0,2 | 0,2 | 0,3 | 0,4 |

Administrative Courts

| | Senior Judge | Clerk | Management of Proceedings | Handling of Proceedings | Judicial Assistance |
|-------------|--------------|-------|---------------------------|-------------------------|---------------------|
| PCNP | 5,0% | 1,5% | 7,8% | 11,8% | 21,1% |
| PNCD | 0,0% | 0,1% | 0,3% | 0,9% | 0,6% |
| RI | 0,2 | 0,1 | 0,2 | 0,2 | 0,5 |

Labour Courts

| | Senior Judge | Clerk | Management of Proceedings | Handling of Proceedings | Judicial Assistance |
|-------------|--------------|-------|---------------------------|-------------------------|---------------------|
| PCNP | 4,9% | 5,3% | 11,0% | 14,8% | 23,0% |
| PNCD | 0,1% | 0,7% | 0,6% | 0,6% | 0,3% |
| RI | 0,1 | 0,2 | 0,2 | 0,2 | 0,5 |

Prison Supervisory Courts

| | Senior Judge | Clerk | Management of Proceedings | Handling of Proceedings | Judicial Assistance |
|-------------|--------------|-------|---------------------------|-------------------------|---------------------|
| PCNP | 5,2% | 3,0% | 5,5% | 12,1% | 15,8% |
| PNCD | 0,5% | 0,0% | 0,2% | 0,2% | 0,8% |
| RI | 0,1 | 0,2 | 0,2 | 0,4 | 0,5 |

Common Offices of Document Service and Attachments

| | Senior Judge | Clerk | Management of Proceedings | Handling of Proceedings |
|-------------|--------------|-------|---------------------------|-------------------------|
| PCNP | 0,0% | 2,4% | 5,9% | 4,7% |
| PNCD | 0,0% | 0,0% | 0,2% | 0,4% |
| RI | 0,0 | 0,1 | 0,4 | 0,4 |

Workload and cases disposed of ²²

²² Judicial Statistics. General Council of the Judiciary. 2010

Cases handled in 2010. All jurisdictions

| | Cases handled | | | Judgments |
|--------------------------------|------------------|------------------|-------------------------|------------------|
| | Set down | Disposed of | Pending at the year end | |
| Civil | 1.984.098 | 1.901.040 | 1.384.742 | 498.857 |
| Criminal | 6.639.356 | 6.614.210 | 1.183.715 | 725.281 |
| Administrative | 287.444 | 299.346 | 376.892 | 186.370 |
| Labour | 444.316 | 402.467 | 279.583 | 248.497 |
| Military | 256 | 278 | 97 | 179 |
| High Court of Special Chambers | 56 | 54 | 34 | 11 |
| TOTAL | 9.355.526 | 9.217.395 | 3.225.063 | 1.659.195 |

| | Enforcement of Judgments | | |
|--------------------------------|--------------------------|------------------|-------------------------|
| | Set down | Disposed of | Pending at the year end |
| Civil | 712.380 | 435.223 | 1.761.792 |
| Criminal | 405.604 | 503.223 | 545.503 |
| Administrative | 12.684 | 13.543 | 12.781 |
| Labour | 110.793 | 96.363 | 78.256 |
| Military | 0 | 0 | 0 |
| High Court of Special Chambers | 6 | 4 | 6 |
| TOTAL | 1.241.467 | 1.048.356 | 2.398.338 |

Cases handled in 2010. Civil Courts

| | Cases handled | | | Judgments |
|---|------------------|------------------|-------------------------|----------------|
| | Set down | Disposed of | Pending at the year end | |
| Courts of First Instance | 924.906 | 896.019 | 613.619 | 171.713 |
| Comercial Courts | 49.659 | 41.016 | 48.628 | 21.551 |
| Violence against Women Courts | 19.139 | 18.867 | 10.312 | 8.658 |
| Family Courts of First Instance | 136.545 | 127.256 | 49.441 | 66.759 |
| Courts of First Instance and Enquiry | 749.763 | 711.768 | 609.047 | 162.225 |
| Juvenile Courts | 1.147 | 2.831 | 1.864 | 376 |
| Provincial Courts. Civil Division | 81.386 | 81.277 | 41.067 | 54.815 |
| Provincial Courts. Mixed Divisions | 17.333 | 16.844 | 7.047 | 11.862 |
| H.C.J. Sala Civil and Criminal Chambers | 578 | 559 | 166 | 108 |
| High Court 1 st Chamber | 3.642 | 4.603 | 3.551 | 790 |
| TOTAL | 1.984.098 | 1.901.040 | 1.384.742 | 498.857 |

| | Enforcement of Judgments | | |
|--------------------------------------|--------------------------|----------------|-------------------------|
| | Set down | Disposed of | Pending at the year end |
| Courts of First Instance | 375.005 | 247.153 | 907.577 |
| Commercial Courts | 7.696 | 4.015 | 17.193 |
| Violence against Women Courts | 3.540 | 2.332 | 5.286 |
| Family Courts of First Instance | 22.024 | 17.662 | 38.359 |
| Courts of First Instance and Enquiry | 299.184 | 160.227 | 786.602 |
| Juvenile Courts | 4.927 | 3.832 | 6.771 |
| H.C.J. Civil and Criminal Chamber | 4 | 2 | 4 |
| TOTAL | 712.380 | 435.223 | 1.761.792 |

Cases handled in 2010. Criminal Courts

| | Cases handled | | | Judgments |
|--------------------------------------|------------------|------------------|-------------------------|----------------|
| | Set down | Disposed of | Pending at the year end | |
| Magistrates' Courts | 3.448.548 | 3.470.642 | 383.537 | 248.307 |
| Courts of First Instance and Enquiry | 2.301.622 | 2.264.201 | 511.846 | 198.232 |
| Violence against Women Courts | 194.056 | 198.427 | 40.194 | 19.401 |
| Juvenile Courts | 33.374 | 37.714 | 20.218 | 23.545 |
| Prison Supervisory Courts | 294.471 | 287.446 | 34.451 | - |
| Criminal Courts | 184.146 | 172.085 | 153.218 | 157.351 |
| Provincial Courts. Criminal Division | 134.958 | 135.748 | 29.769 | 64.244 |
| Provincial Courts. Mixed Divisions | 27.854 | 26.875 | 5.770 | 12.512 |
| H.C.J. Civil and Criminal Chamber | 701 | 684 | 131 | 124 |
| Central Enquiry Courts | 3.240 | 3.786 | 1.181 | - |
| Central Criminal Courts | 137 | 109 | 87 | 108 |
| Central Juvenile Courts | 4 | 3 | 2 | 1 |
| Central Prison Supervisory Court | 8.508 | 8.521 | 641 | - |
| National Court. Criminal Chamber | 3.228 | 3.287 | 536 | 294 |
| High Court 2nd Chamber | 4.509 | 4.682 | 2.134 | 1.162 |
| TOTAL | 6.639.356 | 6.614.210 | 1.183.715 | 725.281 |

Enforcement of Judgments

| | Set down | Disposed of | Pending at the year end |
|--|----------------|----------------|-------------------------|
| Magistrates' Courts | 83.867 | 83.773 | 53.840 |
| Courts of First Instance and Enquiry | 57.110 | 56.051 | 56.296 |
| Violence against Women Courts | 3.477 | 3.604 | 2.553 |
| Juvenile Courts | 23.352 | 22.690 | 23.462 |
| Criminal Courts | 181.476 | 237.098 | 298.389 |
| Courts of Enforceable Criminal Judgement | 45.735 | 79.930 | 83.502 |
| Provincial Courts. Criminal Division | 8.307 | 15.712 | 21.784 |
| Provincial Courts. Mixed Divisions | 1.852 | 3.861 | 4.084 |
| H.C.J. Civil and Criminal Chamber | 3 | 3 | 7 |
| Central Criminal Courts | 95 | 227 | 79 |
| Central Juvenile Courts | 0 | 2 | 8 |
| National Court. Criminal Chamber | 330 | 272 | 1499 |
| High Court 2nd Chamber | 0 | 0 | 0 |
| TOTAL | 405.604 | 503.223 | 545.503 |

Cases handled in 2010. Administrative Courts

| | Cases handled | | | Judgments |
|-------------------------------|----------------|----------------|-------------------------|----------------|
| | Set down | Disposed of | Pending at the year end | |
| Administrative Courts | 176.328 | 179.987 | 186.893 | 100.646 |
| Central Administrative Courts | 6.592 | 6.106 | 9.672 | 4.206 |
| H.C.J. Contentious | | | | |
| Administrative Chamber | 87.677 | 97.126 | 155.594 | 71.354 |
| National Court. Contentious | | | | |
| Administrative Chamber | 7.854 | 7.048 | 10.663 | 5.662 |
| High Court 3rd Chamber | 8.993 | 9.079 | 14.070 | 4.502 |
| TOTAL | 287.444 | 299.346 | 376.892 | 186.370 |

| | Enforcement of Judgments | | |
|-------------------------------|--------------------------|---------------|-------------------------|
| | Set down | Disposed of | Pending at the year end |
| Administrative Courts | 7.667 | 8.208 | 5.419 |
| Central Administrative Courts | 145 | 160 | 84 |
| H.C.J. Contentious | | | |
| Administrative Chamber | 4.459 | 4.896 | 6.776 |
| National Court. Contentious | | | |
| Administrative Chamber | 412 | 277 | 501 |
| High Court 3rd Chamber | 1 | 2 | 1 |
| TOTAL | 12.684 | 13.543 | 12.781 |

Cases handled in 2010. Labour Courts

| | Cases handled | | | Judgments |
|--------------------------------|----------------|----------------|-------------------------|----------------|
| | Set down | Disposed of | Pending at the year end | |
| Labour Courts | 386.130 | 342.301 | 245.760 | 194.714 |
| H.C.J. Labour Chamber | 52.821 | 54.526 | 29.693 | 52.733 |
| National Court. Labour Chamber | 271 | 213 | 64 | 130 |
| High Court 4th Chamber | 5.094 | 5.427 | 4.066 | 920 |
| TOTAL | 444.316 | 402.467 | 279.583 | 248.497 |

| | Enforcement of Judgments | | |
|--------------------------------|--------------------------|---------------|-------------------------|
| | Set down | Disposed of | Pending at the year end |
| Labour Courts | 95.934 | 82.216 | 69.598 |
| Courts of Enforcement Labour | 14.751 | 14.051 | 8.618 |
| H.C.J. Labour Chamber | 88 | 70 | 37 |
| National court. Labour Chamber | 20 | 26 | 3 |
| TOTAL | 110.793 | 96.363 | 78.256 |

Rates 2010. Ordered by Jurisdiction

| | Disposed of | Pending | Judgement | Backlog |
|-----------------------------|-------------|-------------|-------------|-------------|
| Civil | 0,96 | 0,73 | 0,26 | 1,74 |
| Criminal | 1,00 | 0,18 | 0,11 | 1,18 |
| Administrative | 1,04 | 1,26 | 0,62 | 2,26 |
| Labour | 0,91 | 0,69 | 0,62 | 1,76 |
| Military | 1,09 | 0,35 | 0,64 | 1,35 |
| High Court Special Chambers | 0,96 | 0,63 | 0,20 | 1,63 |
| TOTAL | 0,99 | 0,35 | 0,18 | 1,35 |

Rates 2010. Civil

| | Disposed of | Pending | Judgement | Backlog |
|--------------------------------------|-------------|-------------|-------------|-------------|
| Courts of First Instance | 0,97 | 0,68 | 0,19 | 1,70 |
| Comercial Courts | 0,83 | 1,19 | 0,53 | 2,20 |
| Violence against Women Courts | 0,99 | 0,55 | 0,46 | 1,56 |
| Family Courts of First Instance | 0,93 | 0,39 | 0,52 | 1,40 |
| Courts of First Instance and Enquiry | 0,95 | 0,86 | 0,23 | 1,88 |
| Juvenile Courts | 2,47 | 0,66 | 0,13 | 1,82 |
| Provincial courts. Civil Division | 1,00 | 0,51 | 0,67 | 1,49 |
| Provincial courts. Mixed Divisions | 0,97 | 0,42 | 0,70 | 1,41 |
| H.C.J. Civil and Criminal Chamber | 0,97 | 0,30 | 0,19 | 1,30 |
| High Court 1st Chamber | 1,26 | 0,77 | 0,17 | 1,77 |
| TOTAL | 0,96 | 0,73 | 0,26 | 1,74 |

Disposal rate. Number of proceedings disposed of divided by the number of incoming cases related to a certain period of time. It relates the number of incoming cases to the capability to decide the cases.

Pending rate. Number of pending proceedings at end of the year divided by the number of proceedings disposed of.

Decision rate: Number of judgements divided by the number of proceedings disposed of. Data is shown by percent

Clearance rate. A quotient where the numerator is the sum of the pending and incoming proceedings at the beginning of the period and the denominator is the number of cases disposed of in the same period.

Rates 2010. Criminal

| | Disposed of | Pending | Judgement | Backlog |
|--------------------------------------|-------------|-------------|-------------|-------------|
| Magistrates' Courts | 1,01 | 0,11 | 0,07 | 1,10 |
| Courts of First Instance and Enquiry | 0,98 | 0,23 | 0,09 | 1,24 |
| Violence against Women Courts | 1,02 | 0,20 | 0,10 | 1,21 |
| Juvenile Courts | 1,13 | 0,54 | 0,62 | 1,52 |
| Prison Supervisory Courts | 0,98 | 0,12 | - | 1,12 |
| Criminal Courts | 0,93 | 0,89 | 0,91 | 1,87 |
| Provincial Courts. Criminal Division | 1,01 | 0,22 | 0,47 | 1,22 |
| Provincial Courts. Mixed Divisions | 0,96 | 0,21 | 0,47 | 1,21 |
| H.C.J. Civil and Criminal Chamber | 0,98 | 0,19 | 0,18 | 1,19 |
| Central Enquiry Courts | 1,17 | 0,31 | - | 1,24 |
| Central Criminal Courts | 0,80 | 0,80 | 0,99 | 1,77 |
| Central Juvenile Courts | 0,75 | 0,67 | 0,33 | 1,67 |
| Central Prison Supervisory Court | 1,00 | 0,08 | - | 1,06 |
| National Court. Criminal Chamber | 1,02 | 0,16 | 0,09 | 1,17 |
| High Court 2nd Chamber | 1,04 | 0,46 | 0,25 | 1,46 |
| TOTAL | 1,00 | 0,18 | 0,11 | 1,18 |

Rates 2010. Administrative

| | Disposed of | Pending | Judgement | Backlog |
|---|-------------|-------------|-------------|-------------|
| Administrative Courts | 1,02 | 1,04 | 0,56 | 2,03 |
| Central Administrative Courts | 0,93 | 1,58 | 0,69 | 2,56 |
| H.C.J. Contentious Administrative Chamber | 1,11 | 1,60 | 0,73 | 2,62 |
| National Court. Contentious Administrative Chamber | 0,90 | 1,51 | 0,80 | 2,51 |
| High Court 3rd Chamber | 1,01 | 1,55 | 0,50 | 2,45 |
| TOTAL | 1,04 | 1,26 | 0,62 | 2,26 |

Rates 2010. Labour

| | Disposed of | Pending | Judgement | Backlog |
|-----------------------------------|-------------|-------------|-------------|-------------|
| Labour Courts | 0,89 | 0,72 | 0,57 | 1,80 |
| H.C.J. Labour Chamber | 1,03 | 0,54 | 0,97 | 1,54 |
| National Court. Labour Chamber | 0,79 | 0,30 | 0,61 | 1,38 |
| High Court 4th Chamber | 1,07 | 0,75 | 0,17 | 1,75 |
| TOTAL | 0,91 | 0,69 | 0,62 | 1,76 |

Evolution from 2009 to 2010. Ordered by Jurisdiction

| | Set down | Disposed of | Pending at the year end | Judgments | Court Writs |
|------------------------------|--------------|-------------|-------------------------|-------------|--------------|
| Civil | -2,0% | 8,9% | 4,2% | 7,4% | -12,5% |
| Criminal | -1,5% | -1,5% | 2,9% | -0,3% | -2,0% |
| Administrative | -9,4% | 2,3% | -2,9% | 2,1% | -2,9% |
| Labour | -8,3% | -0,3% | 5,5% | -0,1% | -2,7% |
| Military | -4,1% | -11,5% | -18,5% | -14,4% | -35,2% |
| High Court. Special Chambers | -8,2% | -52,6% | 6,3% | -21,4% | -59,4% |
| TOTAL | -2,2% | 0,7% | 2,9% | 2,2% | -4,3% |

Evolution from 2009 to 2010. Civil

| | Set down | Disposed of | Pending at the year end | Judgments | Court Writs |
|--------------------------------------|--------------|-------------|-------------------------|-------------|---------------|
| Courts of First Instance | -0,7% | 9,7% | 6,6% | 9,0% | -14,0% |
| Commercial Courts | 0,0% | 13,8% | 20,1% | 23,4% | -5,8% |
| Violence against Women Courts | 2,6% | 6,4% | 0,7% | 12,0% | -2,6% |
| Family Courts of First Instance | 13,9% | 12,7% | 18,6% | 11,4% | 0,7% |
| Courts of First Instance and Enquiry | -6,4% | 8,9% | 0,4% | 5,7% | -12,0% |
| Juvenile Courts | -53,6% | -51,9% | -53,5% | -55,4% | -48,0% |
| Provincial Courts. Civil Division | -0,4% | 0,8% | 2,9% | 0,4% | -8,9% |
| Provincial Courts. Mixed Divisions | 0,6% | 0,4% | 9,7% | -0,2% | -8,5% |
| H.C.J. Civil and Criminal Chamber | 22,5% | 28,5% | 12,9% | -5,3% | 40,2% |
| High Court 1st Chamber | 3,8% | -15,1% | -21,3% | -4,6% | -17,2% |
| TOTAL | -2,0% | 8,9% | 4,2% | 7,4% | -12,5% |

Evolution from 2009 to 2010. Criminal

| | Set down | Disposed of | Pending at the year end | Judgments | Court Writs |
|--------------------------------------|--------------|--------------|-------------------------|--------------|--------------|
| Magistrates' Courts | -0,8% | -1,0% | 6,1% | -0,4% | -0,3% |
| Courts of First Instance and Enquiry | -4,5% | -4,6% | -0,4% | -5,3% | -4,5% |
| Violence against Women Courts | -5,7% | -6,2% | -11,5% | -2,8% | -5,0% |
| Juvenile Courts | -10,6% | -1,3% | -15,0% | 3,5% | -9,6% |
| Prison Supervisory Courts | 19,4% | 21,1% | 26,0% | - | - |
| Criminal Courts | 1,5% | 6,4% | 11,7% | 6,0% | 6,2% |
| Provincial Courts. Criminal Division | -0,7% | 1,2% | -4,5% | 2,6% | 0,4% |
| Provincial Courts. Mixed Divisions | 2,6% | 0,2% | 20,3% | -2,6% | 1,6% |
| H.C.J. Civil and Criminal Chamber | 7,2% | 8,6% | 14,9% | 2,5% | 9,7% |
| Central Enquiry Courts | 0,8% | 3,2% | -19,8% | - | 3,6% |
| Central Criminal Courts | 25,7% | 49,3% | 55,4% | 52,1% | -50,0% |
| Central Juvenile Courts | -33,3% | -40,0% | 100,0% | -66,7% | -33,3% |
| Central Prison Supervisory Court | 20,8% | 16,3% | 15,7% | - | - |
| National Court. Criminal Chamber | -11,3% | -10,9% | -11,8% | -3,6% | -11,6% |
| High Court 2nd Chamber | -4,5% | -8,5% | -7,5% | -13,9% | -5,1% |
| TOTAL | -1,5% | -1,5% | 2,9% | -0,3% | -2,0% |

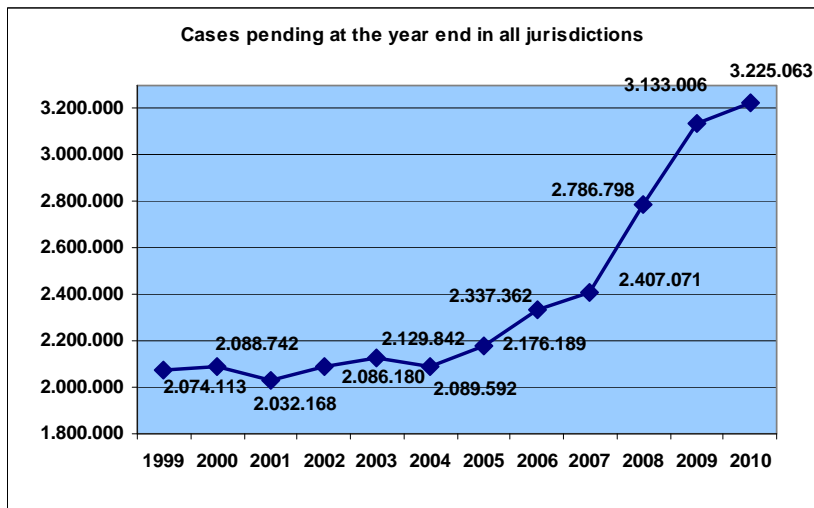
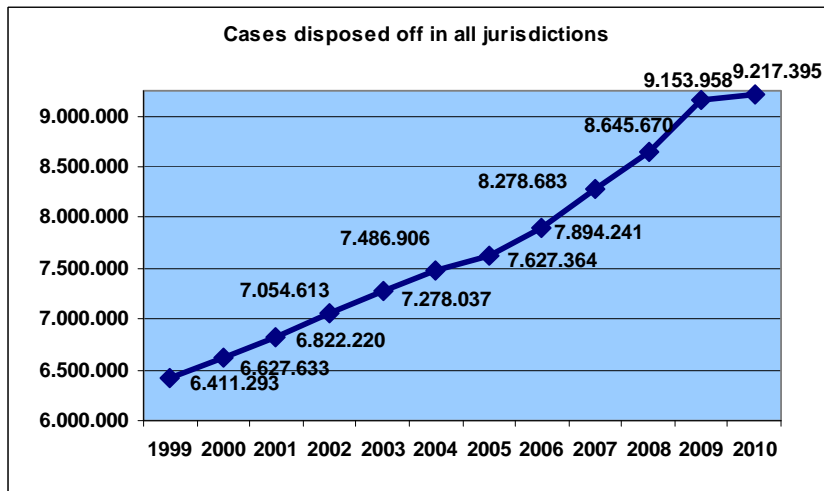
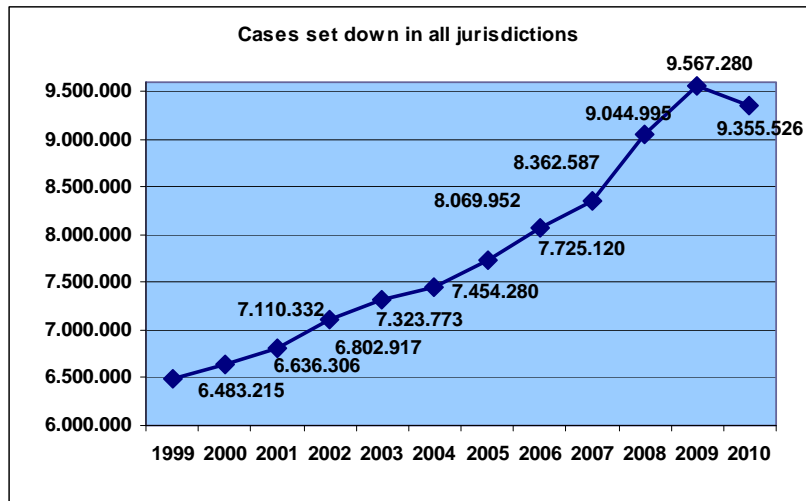
Evolution from 2009 to 2010. Administrative

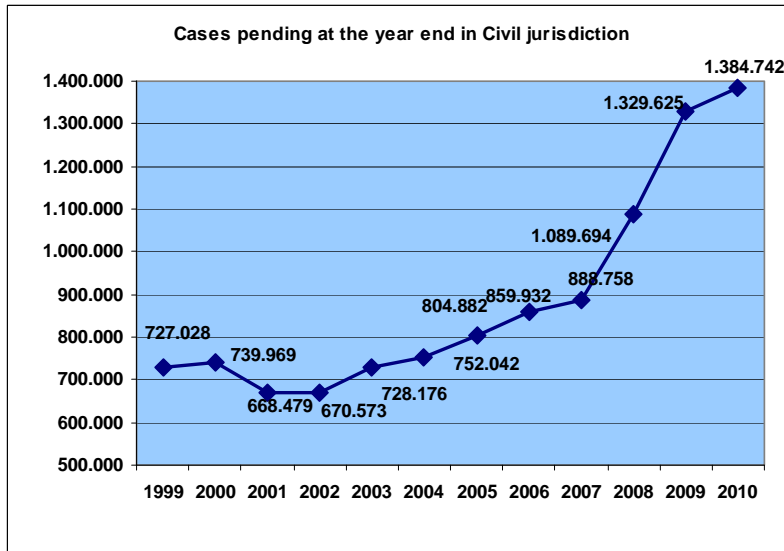
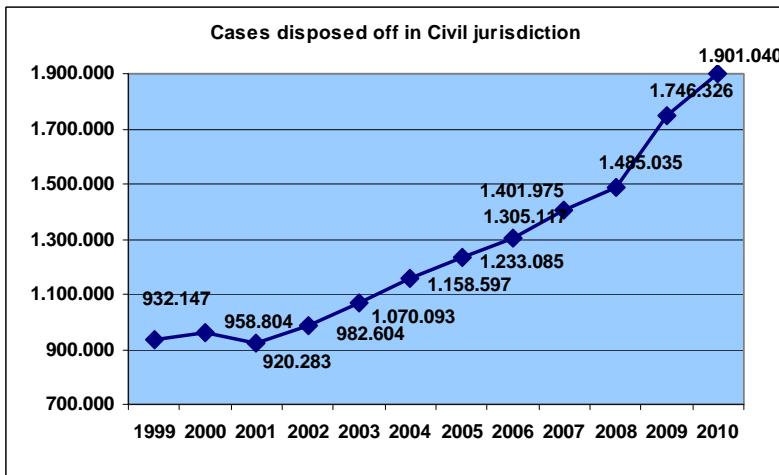
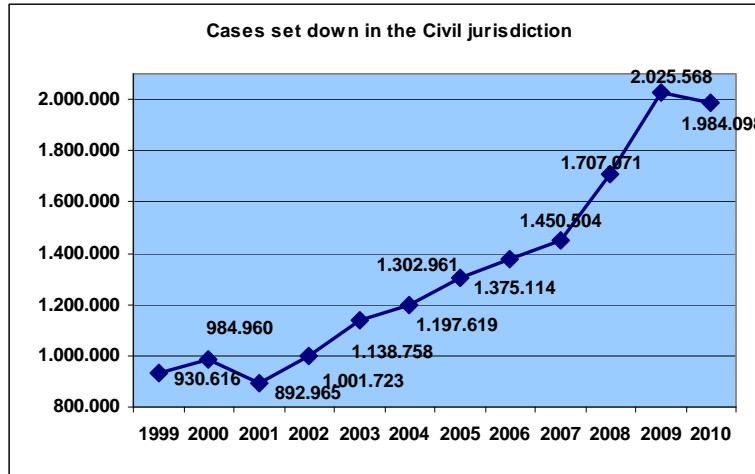
| | Set down | Disposed of | Pending at the year end | Judgments | Court Writs |
|---|--------------|-------------|-------------------------------|-------------|--------------|
| Administrative Courts | -9,5% | 8,8% | -1,1% | 9,8% | 0,0% |
| Central Administrative Courts | -7,4% | 6,0% | 6,9% | 10,7% | -24,4% |
| H.C.J. Contentious Administrative Chamber | -10,0% | -6,6% | -6,9% | -6,3% | -10,2% |
| National Court. Contentious Administrative Chamber | -5,1% | -8,8% | 8,8% | -3,8% | -20,7% |
| High Court 3rd Chamber | -5,2% | -6,0% | 6,1% | -12,3% | 9,3% |
| TOTAL | -9,4% | 2,3% | -2,9% | 2,1% | -2,9% |

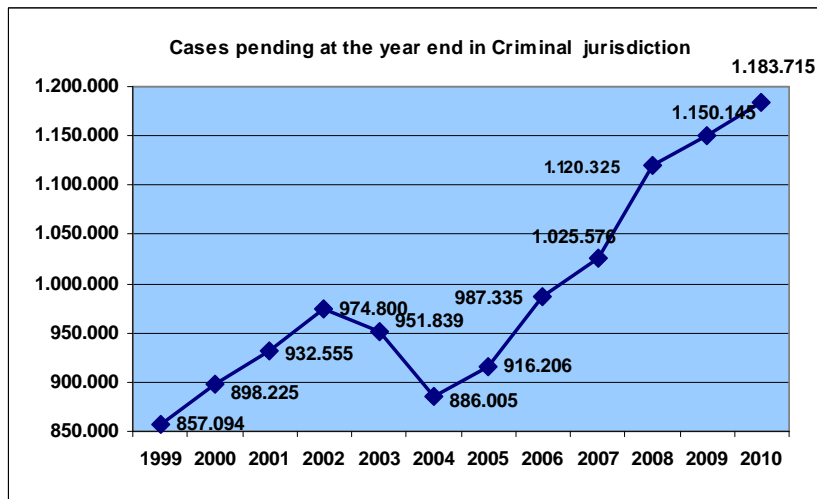
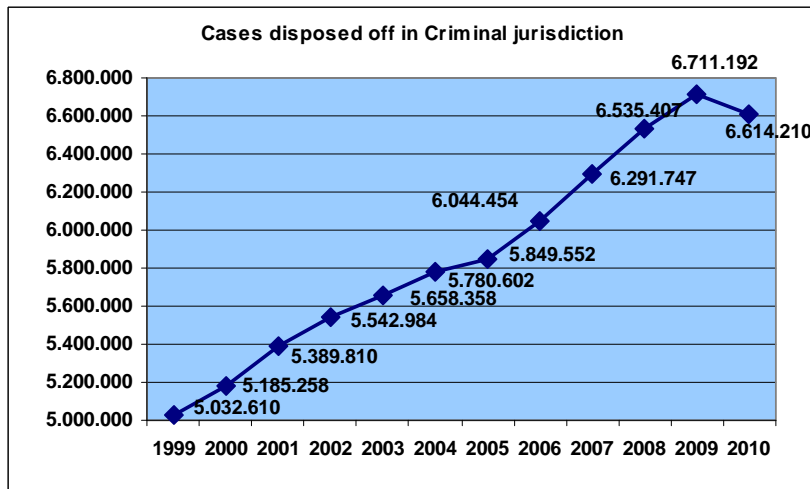
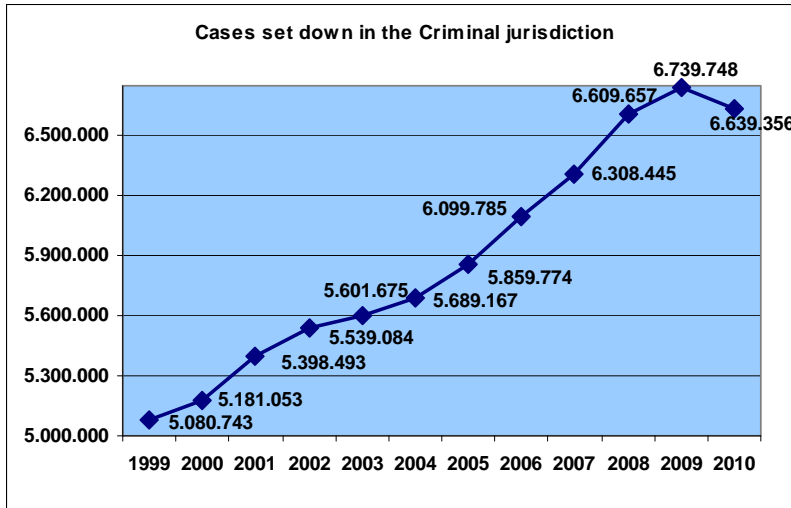
Evolution from 2009 to 2010 Labour

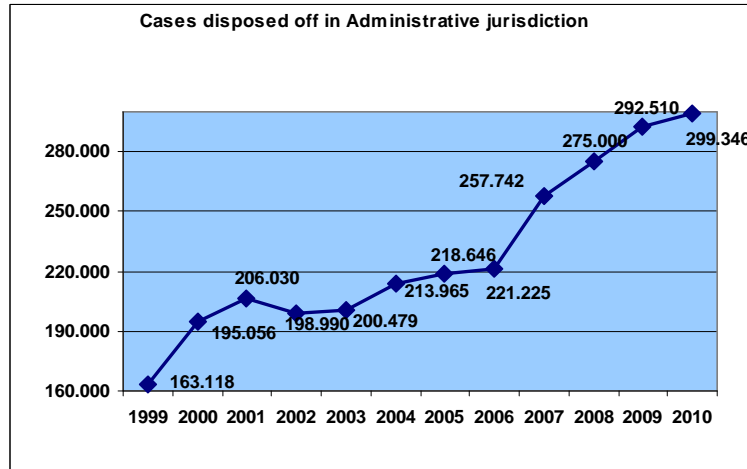
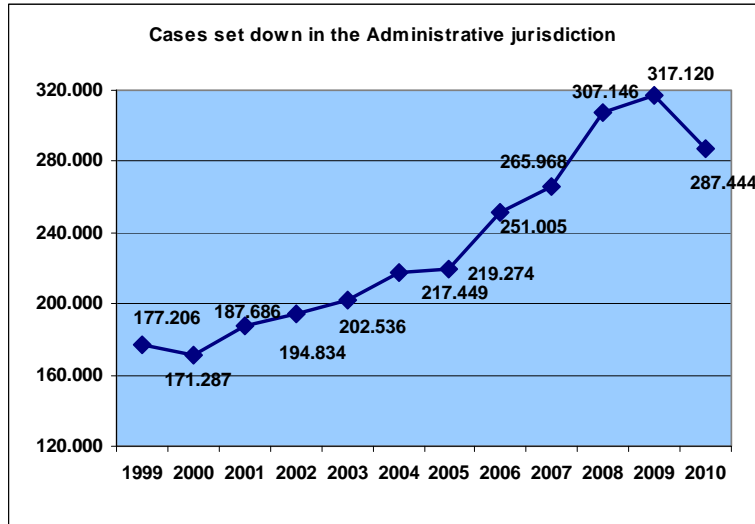
| | Set down | Disposed of | Pending at the year end | Judgments | Court Writs |
|-----------------------------------|--------------|--------------|-------------------------------|--------------|--------------|
| Labour Courts | -9,0% | 0,4% | 7,2% | 1,3% | - |
| H.C.J Labour Chamber | -4,0% | -4,1% | -4,7% | -4,4% | -0,5% |
| National Court. Labour Chamber | 7,1% | -32,0% | 166,7% | -22,6% | -75,2% |
| High Court 4th Chamber | 3,3% | 2,0% | -7,6% | -13,2% | -1,2% |
| TOTAL | -8,3% | -0,3% | 5,5% | -0,1% | -2,7% |

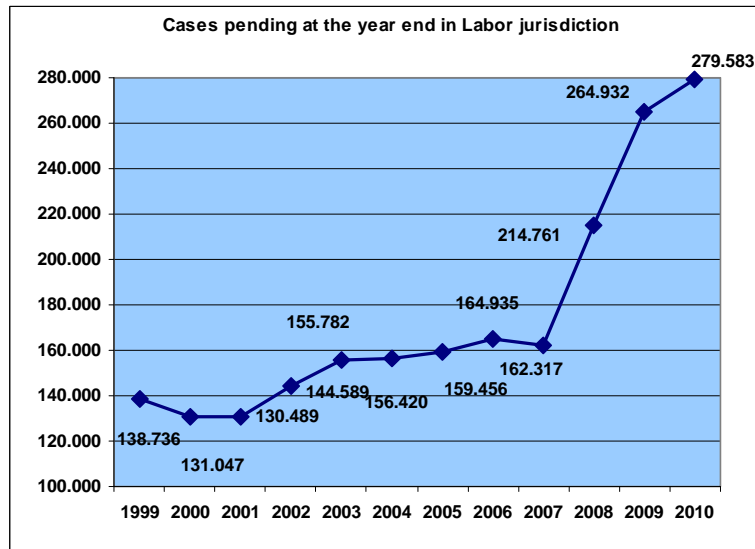
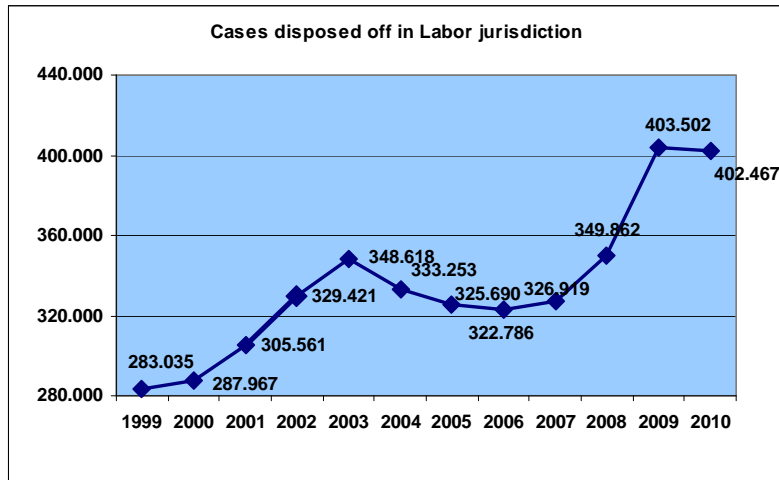
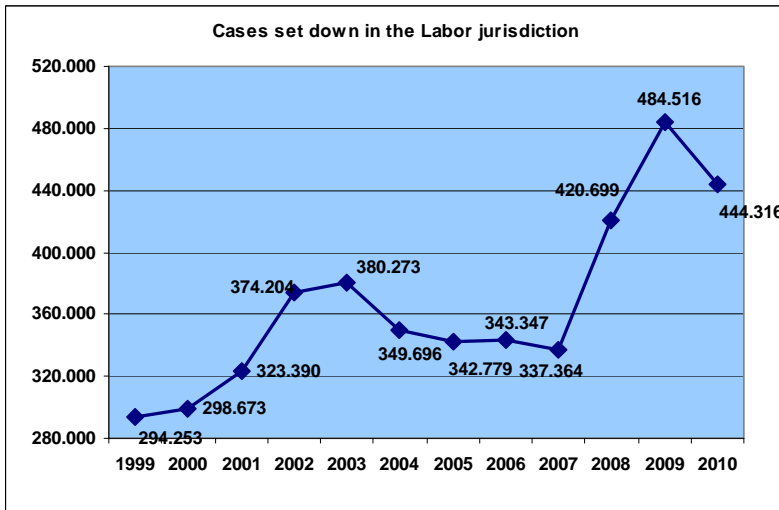
Time Series

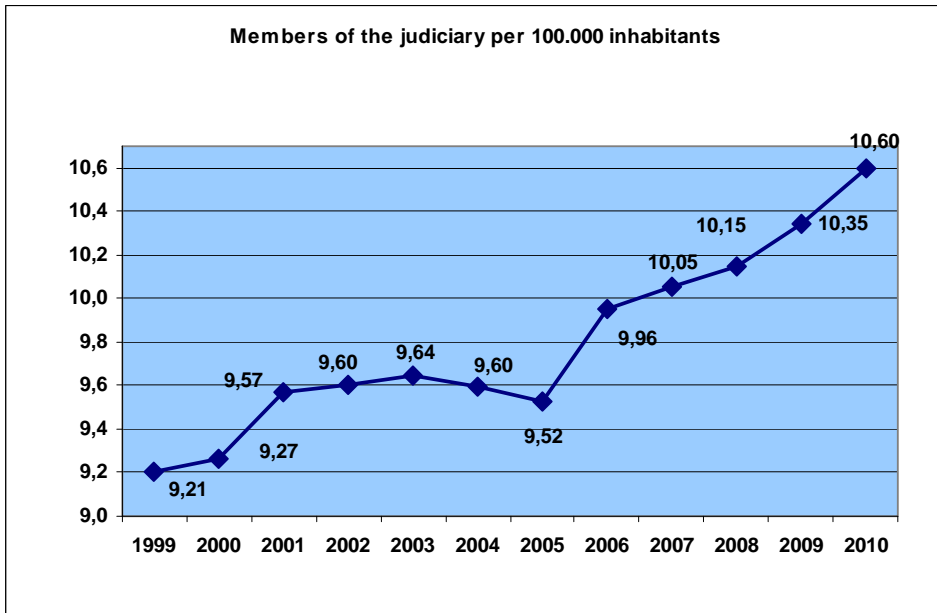
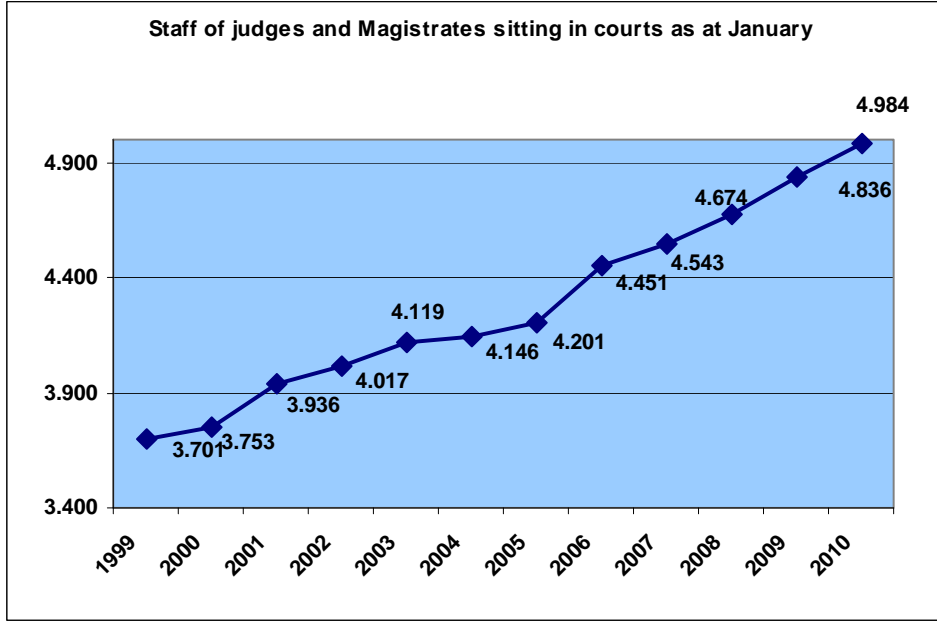












High Courts of Justice Data

Cases set down in 2010

| | Civil | Criminal | Administrative | Labour | Total |
|----------------------|---------|-----------|----------------|--------|-----------|
| Andalusia | 358.859 | 1.476.977 | 57.664 | 75.202 | 1.968.702 |
| Aragon | 49.063 | 157.261 | 5.598 | 10.074 | 221.996 |
| Asturias | 45.449 | 112.424 | 5.332 | 15.588 | 178.793 |
| Balearic Islands | 52.345 | 163.282 | 3.464 | 8.234 | 227.325 |
| Canary Islands | 107.000 | 305.455 | 10.428 | 26.864 | 449.747 |
| Cantabria | 27.722 | 81.277 | 3.340 | 6.519 | 118.858 |
| Castille and Leon | 97.706 | 309.564 | 15.500 | 21.993 | 444.763 |
| Castille - La Mancha | 70.381 | 221.990 | 8.364 | 15.113 | 315.848 |
| Catalonia | 326.801 | 1.022.784 | 23.769 | 66.728 | 1.440.082 |
| Valencian Region | 243.128 | 744.753 | 27.690 | 45.048 | 1.060.619 |
| Extremadura | 34.346 | 118.820 | 5.449 | 5.814 | 164.429 |
| Galicia | 108.484 | 361.722 | 14.143 | 31.865 | 516.214 |
| Madrid | 289.802 | 1.030.921 | 52.066 | 68.889 | 1.441.678 |
| Murcia | 68.957 | 211.129 | 10.183 | 13.587 | 303.856 |
| Navarre | 20.948 | 68.596 | 3810 | 4.038 | 97.392 |
| Basque Country | 66.291 | 205.431 | 15.617 | 20.079 | 307.418 |
| Rioja (La) | 13.174 | 25.808 | 1.588 | 3.316 | 43.886 |

Percentage of cases received in 2010 relative to the total cases in the H.C.J.

| | Civil | Criminal | Administrative | Labour | Total |
|----------------------|-------|----------|----------------|--------|-------|
| Andalusia | 18,1% | 22,3% | 21,8% | 17,1% | 21,2% |
| Aragon | 2,5% | 2,4% | 2,1% | 2,3% | 2,4% |
| Asturias | 2,3% | 1,7% | 2,0% | 3,6% | 1,9% |
| Balearic Islands | 2,6% | 2,5% | 1,3% | 1,9% | 2,4% |
| Canary Islands | 5,4% | 4,6% | 3,9% | 6,1% | 4,8% |
| Cantabria | 1,4% | 1,2% | 1,3% | 1,5% | 1,3% |
| Castille and Leon | 4,9% | 4,7% | 5,9% | 5,0% | 4,8% |
| Castille - La Mancha | 3,6% | 3,4% | 3,2% | 3,4% | 3,4% |
| Catalonia | 16,5% | 15,5% | 9,0% | 15,2% | 15,5% |
| Valencian Region | 12,3% | 11,3% | 10,5% | 10,3% | 11,4% |
| Extremadura | 1,7% | 1,8% | 2,1% | 1,3% | 1,8% |
| Galicia | 5,5% | 5,5% | 5,4% | 7,3% | 5,5% |
| Madrid | 14,6% | 15,6% | 19,7% | 15,7% | 15,5% |
| Murcia | 3,5% | 3,2% | 3,9% | 3,1% | 3,3% |
| Navarre | 1,1% | 1,0% | 1,4% | 0,9% | 1,0% |
| Basque Country | 3,3% | 3,1% | 5,9% | 4,6% | 3,3% |
| Rioja (La) | 0,7% | 0,4% | 0,6% | 0,8% | 0,5% |

Cases disposed of in 2010

| | Civil | Criminal | Administrative | Labour | Total |
|--------------------|---------|-----------|----------------|--------|-----------|
| Andalusia | 336.780 | 1.473.360 | 60.981 | 64.519 | 1.935.640 |
| Aragon | 49.529 | 156.556 | 5.534 | 9.595 | 221.214 |
| Asturias | 45.173 | 111.774 | 5.774 | 15.054 | 177.775 |
| Balearic Islands | 47.050 | 162.245 | 3.573 | 6.696 | 219.564 |
| Canarias | 101.514 | 303.028 | 10.113 | 26.642 | 441.297 |
| Cantabria | 27.136 | 80.714 | 3.180 | 6.099 | 117.129 |
| Castille and Leon | 98.950 | 307.310 | 14.894 | 20.639 | 441.793 |
| Castille-La Mancha | 67.527 | 216.618 | 7.547 | 13.761 | 305.453 |
| Cataluña | 321.712 | 1.028.421 | 22.565 | 61.994 | 1.434.692 |
| Valencian Region. | 227.082 | 738.783 | 28.274 | 38.719 | 1.032.858 |
| Extremadura | 33.274 | 116.053 | 4.523 | 5.390 | 159.240 |
| Galicia | 109.541 | 357.361 | 15.831 | 28.582 | 511.315 |
| Madrid | 270.546 | 1.031.807 | 53.753 | 58.316 | 1.414.422 |
| Murcia | 58.406 | 206.184 | 10.873 | 12.958 | 288.421 |
| Navarre | 21.725 | 68.536 | 2.542 | 3.709 | 96.512 |
| Basque Country | 67.493 | 208.457 | 25.542 | 20.361 | 321.853 |
| Rioja (La) | 12.998 | 24.942 | 1.614 | 3.793 | 43.347 |

Cases pending at the year 2010 end

| | Civil | Criminal | Administrative | Labour | Total |
|----------------------|---------|----------|----------------|--------|---------|
| Andalusia | 274.965 | 200.630 | 88.364 | 49.540 | 613.499 |
| Aragon | 26.116 | 19.395 | 5.752 | 4.706 | 55.969 |
| Asturias | 20.605 | 19.293 | 5.098 | 6.363 | 51.359 |
| Balearic Islands | 44.465 | 36.189 | 4.034 | 6.297 | 90.985 |
| Canary Islands | 88.237 | 55.857 | 10.669 | 20.228 | 174.991 |
| Cantabria | 18.314 | 14.332 | 3.079 | 3.713 | 39.438 |
| Castille and Leon | 49.611 | 52.814 | 18.228 | 11.563 | 132.216 |
| Castille - La Mancha | 58.723 | 69.312 | 13.021 | 10.327 | 151.383 |
| Catalonia | 203.784 | 187.524 | 33.169 | 41.099 | 465.576 |
| Valencian Region | 195.704 | 169.614 | 32.052 | 27.596 | 424.966 |
| Extremadura | 20.825 | 22.622 | 5.046 | 2.749 | 51.242 |
| Galicia | 62.004 | 71.891 | 22.150 | 27.909 | 183.954 |
| Madrid | 211.979 | 165.061 | 68.381 | 41.381 | 486.802 |
| Murcia | 61.252 | 48.753 | 14.610 | 10.520 | 135.135 |
| Navarre | 8.946 | 10.223 | 3.827 | 2.117 | 25.113 |
| Basque Country | 29.774 | 29.976 | 13.828 | 7.965 | 81.543 |
| Rioja (La) | 5.880 | 5.522 | 1.179 | 1.380 | 13.961 |

Pending rate in 2010

| | Civil | Criminal | Administrative | Labour | Total |
|--------------------|-------------|-------------|----------------|-------------|-------------|
| Andalusia | 0,82 | 0,14 | 1,45 | 0,77 | 0,32 |
| Aragon | 0,53 | 0,12 | 1,04 | 0,49 | 0,25 |
| Asturias | 0,46 | 0,17 | 0,88 | 0,42 | 0,29 |
| Balearic Islands | 0,95 | 0,22 | 1,13 | 0,94 | 0,41 |
| Canary Islands | 0,87 | 0,18 | 1,05 | 0,76 | 0,40 |
| Cantabria | 0,67 | 0,18 | 0,97 | 0,61 | 0,34 |
| Castille and Leon | 0,50 | 0,17 | 1,22 | 0,56 | 0,30 |
| Castille la Mancha | 0,87 | 0,32 | 1,73 | 0,75 | 0,50 |
| Catalonia | 0,63 | 0,18 | 1,47 | 0,66 | 0,32 |
| Valencian Region | 0,86 | 0,23 | 1,13 | 0,71 | 0,41 |
| Extremadura | 0,63 | 0,19 | 1,12 | 0,51 | 0,32 |
| Galicia | 0,57 | 0,20 | 1,40 | 0,98 | 0,36 |
| Madrid | 0,78 | 0,16 | 1,27 | 0,71 | 0,34 |
| Murcia | 1,05 | 0,24 | 1,34 | 0,81 | 0,47 |
| Navarre | 0,41 | 0,15 | 1,51 | 0,57 | 0,26 |
| Basque Country | 0,44 | 0,14 | 0,54 | 0,39 | 0,25 |
| Rioja (La) | 0,45 | 0,22 | 0,73 | 0,36 | 0,32 |
| Spain | 0,73 | 0,18 | 1,26 | 0,69 | 0,35 |

Disposal rate in 2010

| | Civil | Criminal | Administrative | Labour | Total |
|--------------------|-------------|-------------|----------------|-------------|-------------|
| Andalusia | 0,94 | 1,00 | 1,06 | 0,86 | 0,98 |
| Aragon | 1,01 | 1,00 | 0,99 | 0,95 | 1,00 |
| Asturias | 0,99 | 0,99 | 1,08 | 0,97 | 0,99 |
| Balearic Islands | 0,90 | 0,99 | 1,03 | 0,81 | 0,97 |
| Canary Islands | 0,95 | 0,99 | 0,97 | 0,99 | 0,98 |
| Cantabria | 0,98 | 0,99 | 0,95 | 0,94 | 0,99 |
| Castille and Leon | 1,01 | 0,99 | 0,96 | 0,94 | 0,99 |
| Castille la Mancha | 0,96 | 0,98 | 0,90 | 0,91 | 0,97 |
| Catalonia | 0,98 | 1,01 | 0,95 | 0,93 | 1,00 |
| Valencian Region | 0,93 | 0,99 | 1,02 | 0,86 | 0,97 |
| Extremadura | 0,97 | 0,98 | 0,83 | 0,93 | 0,97 |
| Galicia | 1,01 | 0,99 | 1,12 | 0,90 | 0,99 |
| Madrid | 0,93 | 1,00 | 1,03 | 0,85 | 0,98 |
| Murcia | 0,85 | 0,98 | 1,07 | 0,95 | 0,95 |
| Navarre | 1,04 | 1,00 | 0,67 | 0,92 | 0,99 |
| Basque Country | 1,02 | 1,01 | 1,64 | 1,01 | 1,05 |
| Rioja (La) | 0,99 | 0,97 | 1,02 | 1,14 | 0,99 |
| Spain | 0,96 | 1,00 | 1,04 | 0,91 | 0,99 |

Clearance rate in 2010

| | Civil | Criminal | Administrative | Labour | Total |
|--------------------|-------------|-------------|----------------|-------------|-------------|
| Andalusia | 1,82 | 1,13 | 2,44 | 1,87 | 1,32 |
| Aragon | 1,55 | 1,12 | 2,02 | 1,51 | 1,26 |
| Asturias | 1,48 | 1,17 | 1,88 | 1,49 | 1,30 |
| Balearic Islands | 1,98 | 1,21 | 2,13 | 2,00 | 1,42 |
| Canary Islands | 1,90 | 1,18 | 1,99 | 1,76 | 1,40 |
| Cantabria | 1,68 | 1,18 | 1,97 | 1,69 | 1,34 |
| Castille and Leon | 1,51 | 1,18 | 2,22 | 1,58 | 1,31 |
| Castille la Mancha | 1,87 | 1,33 | 2,75 | 1,79 | 1,50 |
| Catalonia | 1,65 | 1,17 | 2,46 | 1,69 | 1,32 |
| Valencian Region | 1,87 | 1,25 | 2,15 | 1,90 | 1,44 |
| Extremadura | 1,65 | 1,19 | 2,11 | 1,59 | 1,33 |
| Galicia | 1,58 | 1,20 | 2,44 | 2,00 | 1,36 |
| Madrid | 1,80 | 1,16 | 2,28 | 1,82 | 1,35 |
| Murcia | 2,09 | 1,24 | 2,33 | 1,87 | 1,48 |
| Navarre | 1,43 | 1,15 | 2,49 | 1,58 | 1,26 |
| Basque Country | 1,45 | 1,14 | 1,56 | 1,40 | 1,25 |
| La Rioja | 1,48 | 1,26 | 1,72 | 1,46 | 1,36 |
| Spain | 1,74 | 1,18 | 2,26 | 1,76 | 1,36 |

Percentage of trials held relative to those whose date has been fixed

| | Courts of First Instance, Magistrates' Courts and Courts of First Instance and Enquiries | | | Courts of Violence Against Women | | |
|--------------------|--|---------------------------------|-----------------------------------|----------------------------------|---------------------------------|-----------------------------------|
| | Civil | Total trials for minor offences | Summary trials for minor offences | Civil | Total trials for minor offences | Summary trials for minor offences |
| Andalusia | 75,33 | 84,44 | 80,58 | 83,43 | 90,34 | 84,44 |
| Aragon | 80,49 | 91,76 | 87,04 | 80,56 | 83,22 | 91,76 |
| Asturias | 78,52 | 85,6 | 82,72 | 91,39 | 99,31 | 85,6 |
| Balearic Islands | 68,32 | 89,8 | 81,32 | 75,89 | 93,94 | 89,8 |
| Canary Islands | 73,26 | 86,58 | 80,98 | 76,14 | 94,51 | 86,58 |
| Cantabria | 80,25 | 95,72 | 82,61 | 78,57 | 95,12 | 95,72 |
| Castille and Leon | 79,4 | 89,55 | 81,6 | 83,11 | 85,27 | 89,55 |
| Castille la Mancha | 77,11 | 88,89 | 76,27 | 85,74 | 93,86 | 88,89 |
| Catalonia | 72,43 | 87,67 | 79,89 | 79,06 | 89,67 | 87,67 |
| Valencian Region | 76,14 | 87,44 | 78,76 | 78,06 | 88,61 | 87,44 |
| Extremadura | 73,28 | 89,85 | 79,68 | 86,94 | 91,73 | 89,85 |
| Galicia | 79,77 | 89,63 | 81,83 | 85,87 | 94,12 | 89,63 |
| Madrid | 78,33 | 95,12 | 79,12 | 80,86 | 90,55 | 95,12 |
| Murcia | 79,37 | 90,21 | 79 | 78,47 | 94,4 | 90,21 |
| Navarre | 83,11 | 94,16 | 86,98 | 85 | 84,48 | 94,16 |
| Basque Country | 75,54 | 93,46 | 85,89 | 76,63 | 91,64 | 93,46 |
| La Rioja | 87,1 | 92,28 | 84,71 | 87,65 | 78,57 | 92,28 |
| Spain | 76,2 | 88,09 | 80,44 | 80,93 | 90,81 | 88,09 |

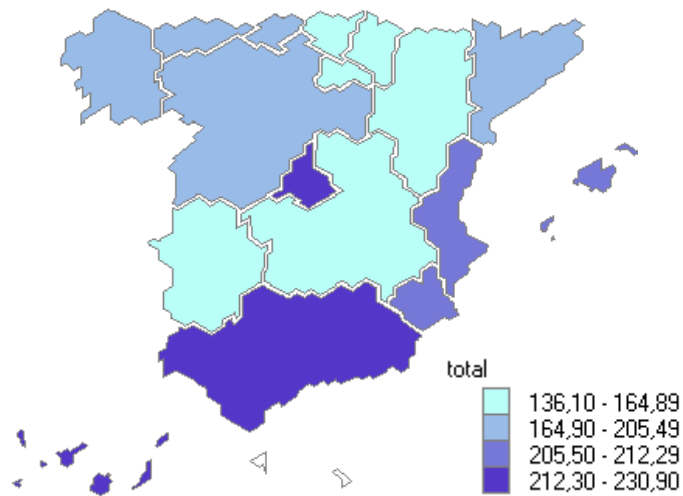
| | Criminal Courts | | Juvenile Courts | | Provincial Courts |
|--------------------|-----------------|--------------------|-----------------|--------------|-------------------|
| | Total trials | Fasts-track trials | Civil | Criminal | Criminal |
| Andalusia | 74,66 | 79,44 | 84,03 | 82,11 | 83,55 |
| Aragon | 85,94 | 95,86 | 89,71 | 75 | 84,89 |
| Asturias | 88,79 | 91,74 | 87,74 | - | 93,72 |
| Balearic Islands | 79,74 | 82,26 | 81,66 | 100 | 82,23 |
| Canary Islands | 69,03 | 73,44 | 76,54 | 75 | 76,68 |
| Cantabria | 86,5 | 87,81 | 77,68 | 100 | 86,08 |
| Castille and Leon | 83,62 | 90,87 | 88,99 | 100 | 85,61 |
| Castille la Mancha | 76,35 | 80,91 | 85,53 | 81,25 | 79,76 |
| Catalonia | 73,08 | 78,74 | 69,72 | 84,91 | 79,62 |
| Valencian Region | 70,47 | 80,12 | 76,42 | 53,85 | 75,74 |
| Extremadura | 81,34 | 89,67 | 87,34 | - | 75,89 |
| Galicia | 80,2 | 85,94 | 75,46 | 83,44 | 90,22 |
| Madrid | 68,91 | 76,99 | 69,96 | 75,38 | 81,5 |
| Murcia | 74,54 | 81,78 | 90,98 | 100 | 75,09 |
| Navarre | 80,14 | 87,02 | 91,83 | - | 85,43 |
| Basque Country | 77,45 | 76,75 | 79,12 | 57,14 | 79,52 |
| La Rioja | 78,92 | 81,75 | 93,43 | - | 84,31 |
| Spain | 74,61 | 79,8 | 78,83 | 79,42 | 81,31 |

| | Commercial Courts | Administrative Courts | Labour Courts |
|--------------------|-------------------|-----------------------|---------------|
| Andalusia | 77,74 | 94,17 | 70,96 |
| Aragon | 80,98 | 93,83 | 72,13 |
| Asturias | 81,04 | 92,99 | 80,52 |
| Balearic Islands | 64,82 | 97,07 | 60,05 |
| Canary Islands | 85,79 | 92,2 | 61,87 |
| Cantabria | 71,89 | 95,85 | 73,78 |
| Castille and Leon | 73,14 | 94,58 | 77,89 |
| Castille la Mancha | 74,78 | 95,05 | 72,56 |
| Catalonia | 76,46 | 94,98 | 69,2 |
| Valencian Region | 75,51 | 94,21 | 66,31 |
| Extremadura | 72,65 | 94,24 | 72,88 |
| Galicia | 80,42 | 92,36 | 75,15 |
| Madrid | 82,4 | 95,7 | 69,26 |
| Murcia | 64,02 | 96,1 | 71,7 |
| Navarre | 63,04 | 99,27 | 67,77 |
| Basque Country | 84,07 | 93,18 | 62,24 |
| La Rioja | 70,19 | 90,36 | 76,22 |
| Spain | 76,98 | 94,4 | 69,74 |

Litigation rate 2010

| | Civil | Criminal | Administrative | Labour | Total |
|--------------------|-------------|--------------|----------------|------------|--------------|
| Andalusia | 42,1 | 173,2 | 6,8 | 8,8 | 230,9 |
| Aragon | 36,4 | 116,7 | 4,2 | 7,5 | 164,8 |
| Asturias | 41,9 | 103,7 | 4,9 | 14,4 | 164,9 |
| Balearic Islands | 47,3 | 147,6 | 3,1 | 7,4 | 205,5 |
| Canary Islands | 50,5 | 144,2 | 4,9 | 12,7 | 212,3 |
| Cantabria | 46,8 | 137,2 | 5,6 | 11,0 | 200,7 |
| Castille and Leon | 38,2 | 120,9 | 6,1 | 8,6 | 173,8 |
| Castille la Mancha | 33,5 | 105,8 | 4,0 | 7,2 | 150,5 |
| Catalonia | 43,5 | 136,1 | 3,2 | 8,9 | 191,7 |
| Valencian Region | 47,6 | 145,7 | 5,4 | 8,8 | 207,5 |
| Extremadura | 31,0 | 107,3 | 4,9 | 5,3 | 148,5 |
| Galicia | 38,8 | 129,3 | 5,1 | 11,4 | 184,5 |
| Madrid | 44,9 | 159,6 | 8,1 | 10,7 | 223,2 |
| Murcia | 47,2 | 144,4 | 7,0 | 9,3 | 207,8 |
| Navarre | 32,9 | 107,7 | 6,0 | 6,3 | 152,9 |
| Basque Country | 30,4 | 94,3 | 7,2 | 9,2 | 141,1 |
| La Rioja | 40,9 | 80,0 | 4,9 | 10,3 | 136,1 |
| Spain | 42,2 | 141,0 | 6,1 | 9,4 | 198,8 |

LITIGATION RATE BY HCJ (*)



(*) Number of cases set down per 1.000 inhabitants

Request letters

| | |
|----------------|------------------|
| Courts | 1.001.595 |
| Common Offices | 653.011 |
| Total | 1.654.606 |

Common Offices

Proceedings handled

| | Set down | Disposed of successfully | Others disposed of | Pending at the year end |
|---------------------------|-----------|--------------------------|--------------------|-------------------------|
| Personal proceedings | 5.014.978 | 3.479.788 | 1.547.528 | 241.545 |
| Proceedings on Commission | 221.606 | 137.804 | 89.696 | 24.668 |
| Seizures | 145.955 | 83.412 | 70.693 | 14.759 |
| Evictions | 47.809 | 32.689 | 12.456 | 7.784 |
| Others | 27.842 | 21.703 | 6.547 | 2.125 |

Venue of undertaking

| | In the Service venue | Outside Service venue | Total |
|---------------------------|----------------------|-----------------------|-----------|
| Personal proceedings | 983.182 | 4.103.060 | 5.086.242 |
| Proceedings on Commission | 27.983 | 175.792 | 203.775 |

| | Proceedings generated by the own service | Proceedings in prisons |
|---------------------------|--|------------------------|
| Personal proceedings | 94.047 | 203.420 |
| Proceedings on Commission | - | 20.642 |

Average length of time (days)

| Individual Proceedings | Seizures | Evictions |
|------------------------|----------|-----------|
| 15,3 | 27,6 | 31 |

Number of Convicts as at 31st December 2010 ²³

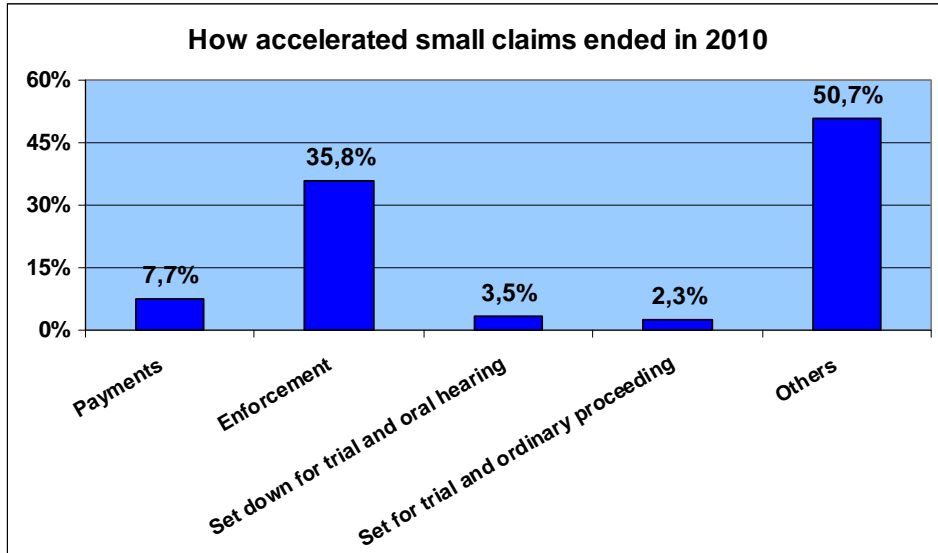
| | Convicts | | | % Foreigners | | |
|--------------------|---------------|--------------|---------------|--------------|--------------|--------------|
| | Men | Women | Total | Men | Women | Total |
| Andalusia | 15.996 | 1.219 | 17.215 | 21,1% | 20,4% | 21,1% |
| Aragon | 2.449 | 138 | 2.587 | 44,3% | 38,4% | 44,0% |
| Asturias | 1.421 | 116 | 1.537 | 9,9% | 16,4% | 10,4% |
| Balearic Islands | 1.686 | 179 | 1.865 | 40,7% | 38,5% | 40,5% |
| Canary Islands | 2.687 | 342 | 3.029 | 28,8% | 44,4% | 30,6% |
| Cantabria | 655 | 27 | 682 | 18,2% | 18,5% | 18,2% |
| Castille and Leon | 6.371 | 506 | 6.877 | 53,1% | 54,9% | 53,2% |
| Castille la Mancha | 2.141 | 44 | 2.185 | 34,4% | 43,2% | 34,6% |
| Catalonia | 9.779 | 747 | 10.526 | 44,6% | 39,4% | 44,2% |
| Valencian Region. | 7.194 | 574 | 7.768 | 29,3% | 22,8% | 28,8% |
| Extremadura | 1.360 | 67 | 1.427 | 27,8% | 20,9% | 27,5% |
| Galicia | 4.144 | 266 | 4.410 | 29,6% | 37,2% | 30,1% |
| Rioja (La) | 9.055 | 1.286 | 10.341 | 49,9% | 65,3% | 51,8% |
| Madrid | 820 | 66 | 886 | 34,1% | 31,8% | 34,0% |
| Murcia | 217 | 18 | 235 | 41,9% | 16,7% | 40,0% |
| Navarre | 1.302 | 134 | 1.436 | 30,9% | 23,9% | 30,2% |
| Basque Country | 343 | 23 | 366 | 38,2% | 21,7% | 37,2% |
| Ceuta | 255 | 24 | 279 | 33,7% | 25,0% | 33,0% |
| Melilla | 266 | 12 | 278 | 51,9% | 50,0% | 51,8% |
| Total | 68.141 | 5.788 | 73.929 | 35,3% | 39,7% | 35,6% |

²³ Source: Home Office. General Direction of Penitentiary Institutions. General Statistics of penitentiary population.

Important cases Handling

Small debts proceedings²⁴

| | 2007 | 2008 | 2009 | 2010 | Evolution 2007/2008 | Evolution 2008/2009 | Evolution 2009/2010 |
|----------------------------|---------|---------|---------|---------|------------------------|------------------------|------------------------|
| Set down | 420.599 | 645.976 | 856.875 | 895.127 | 53,6% | 32,6% | 4,5% |
| Disposed of | 394.594 | 499.543 | 689.756 | 850.330 | 26,6% | 38,1% | 23,3% |
| Pending at the year end | 282.504 | 422.884 | 572.384 | 605.755 | 49,7% | 35,4% | 5,8% |



| | Enforcements set down | Enforcements of Small debts proceedings | % Enforcements due to Small debts proceedings |
|-------------|--------------------------|---|---|
| 2004 | 339.968 | 99.370 | 29,2% |
| 2005 | 368.206 | 116.100 | 31,5% |
| 2006 | 369.342 | 125.271 | 33,9% |
| 2007 | 401.778 | 144.439 | 36,0% |
| 2008 | 505.425 | 184.085 | 36,4% |
| 2009 | 685.211 | 267.222 | 39,0% |
| 2010 | 696.276 | 304.333 | 43,71% |

²⁴ Figures from Commercial courts are not included

Divorces and Separations

| | Annulment | Consensual Divorces | Contested Divorces | Separation by mutual agreement | Contested Separations |
|--------------------|------------|---------------------|--------------------|--------------------------------|-----------------------|
| Andalusia | 34 | 11.320 | 10.912 | 997 | 746 |
| Aragon | 6 | 1.754 | 970 | 123 | 43 |
| Asturias | 3 | 1.769 | 1.133 | 158 | 70 |
| Balearic Islands | 4 | 2.020 | 1.078 | 114 | 68 |
| Canary Islands | 10 | 3.314 | 3.250 | 172 | 124 |
| Cantabria | 1 | 870 | 633 | 50 | 25 |
| Castille and Leon | 5 | 2.720 | 1.964 | 232 | 139 |
| Castille-La Mancha | 2 | 2.287 | 1.800 | 208 | 103 |
| Catalonia | 24 | 14.866 | 7.018 | 1.026 | 346 |
| Valencian | 28 | 8.913 | 5.609 | 640 | 292 |
| Extremadura | 5 | 1.199 | 898 | 137 | 89 |
| Galicia | 11 | 3.686 | 3.109 | 246 | 142 |
| Madrid | 24 | 10.019 | 6.464 | 711 | 313 |
| Murcia | 1 | 2.017 | 1.589 | 156 | 113 |
| Navarre | 3 | 896 | 386 | 59 | 20 |
| Basque Country | 4 | 2.858 | 1.593 | 178 | 91 |
| Rioja (La) | 1 | 424 | 216 | 26 | 5 |
| Total | 166 | 70.932 | 48.622 | 5.233 | 2.729 |

Non-contentious proceedings

| | Set down | Disposed of | Pending at the year end |
|--------------------|---------------|---------------|-------------------------|
| Andalusia | 9.419 | 10.666 | 9.166 |
| Aragon | 1.947 | 2.287 | 1.096 |
| Asturias | 2.270 | 2.380 | 1.093 |
| Balearic Islands | 1.169 | 1.153 | 1.060 |
| Canary Islands | 2.309 | 2.703 | 3.215 |
| Cantabria | 1.023 | 985 | 614 |
| Castille and Leon | 5.953 | 5.911 | 3.610 |
| Castille-La Mancha | 2.461 | 2.586 | 2.741 |
| Catalonia | 7.109 | 7.779 | 6.767 |
| Valencian | 5.163 | 5.518 | 5.371 |
| Extremadura | 1.594 | 1.659 | 1.126 |
| Galicia | 4.131 | 4.395 | 2.194 |
| Madrid | 7.917 | 8.228 | 6.335 |
| Murcia | 1.569 | 1.771 | 1.754 |
| Navarre | 1.052 | 1.055 | 391 |
| Basque Country | 3.311 | 3.496 | 1.431 |
| Rioja (La) | 694 | 762 | 357 |
| Total | 59.091 | 63.334 | 48.321 |

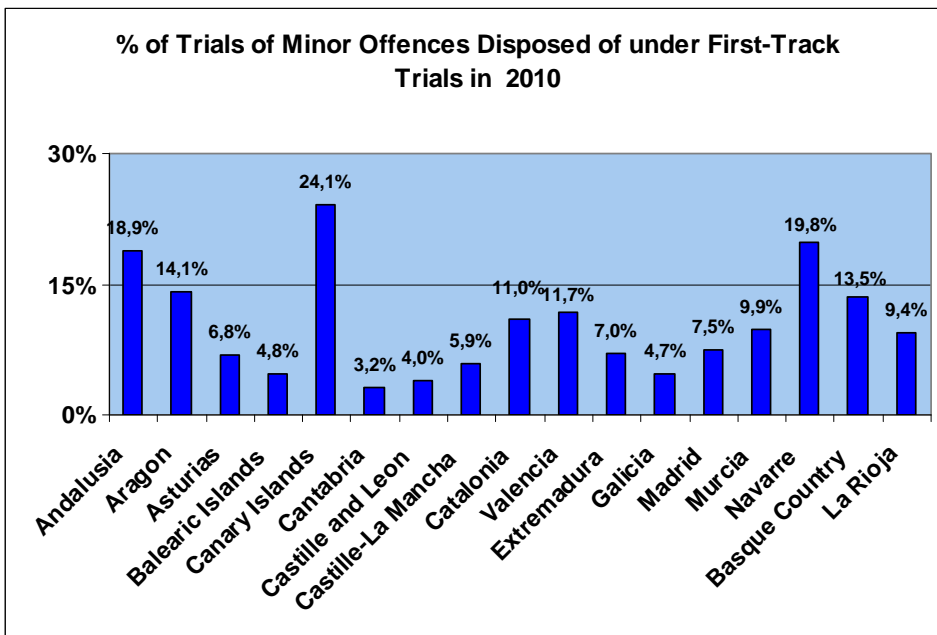
Bankruptcy Proceedings set down in the Commercial Courts

| | 2009 | 2010 | Evolution 2009/2010 |
|--------------------|--------------|-------------|------------------------|
| Andalusia | 915 | 820 | -10,4% |
| Aragon | 230 | 250 | 8,7% |
| Asturias | 169 | 157 | -7,1% |
| Balearic Islands | 243 | 273 | 12,3% |
| Canary Islands | 207 | 238 | 15,0% |
| Cantabria | 82 | 43 | -47,6% |
| Castille and Leon | 355 | 315 | -11,3% |
| Castille la Mancha | 263 | 260 | -1,1% |
| Catalonia | 1.761 | 1518 | -13,8% |
| Valencian Region. | 1187 | 1040 | -12,4% |
| Extremadura | 64 | 63 | -1,6% |
| Galicia | 388 | 403 | 3,9% |
| Madrid | 1172 | 1074 | -8,4% |
| Murcia | 305 | 240 | -21,3% |
| Navarre | 70 | 83 | 18,6% |
| Basque Country | 305 | 315 | 3,3% |
| Rioja (La) | 52 | 44 | -15,4% |
| Total | 7.768 | 7136 | -8,1% |

FAST-TRACK CRIMINAL PROCEDURES ²⁵

| Urgent Proceedings | Approval Proceedings | % of Urgent Proceedings disposed of as Fast Track |
|--------------------|----------------------|---|
| 227.129 | 104.574 | 46,0% |

| Minor Offences Trials disposed of | Minor Offences Trials disposed of as Fast-Tracks | % Trials of Offences disposed of as Fast-Tracks |
|-----------------------------------|--|---|
| 984.904 | 113.647 | 11,5% |



²⁵ Both those pertaining to Courts of First Instance and Enquiry as well as to Courts of Violence Against Women have been included

Jury Trials

Proceedings heard before Jury

| | Involving remand prisoner | Non remand prisoner | TOTAL |
|---|---------------------------------|---------------------------|------------|
| Courts of First Instance and Enquiry | 164 | 138 | 302 |
| Violence against women Courts | 30 | 7 | 37 |
| Total | 194 | 145 | 339 |

| | Total | % Guilty | % Non guilty |
|------------------------|------------|--------------|--------------|
| Domestic Violence | 19 | 78,9% | 21,1% |
| Violence against Women | 21 | 85,7% | 14,3% |
| Rest | 272 | 90,1% | 9,9% |
| Total | 312 | 89,1% | 10,9% |

REMAND PRISONER CAUSES

| | 2010 |
|---|--------------|
| Courts of First Instance and Enquiry | 4.527 |
| Violence against Women Courts | 414 |
| Provincial Courts | 2.492 |
| Criminal Courts | 1.182 |
| Central Enquiry Court | 162 |
| National Court Criminal Chamber | 161 |
| Total | 8.938 |

Immigration

| | 2006 | 2007 | 2008 | 2009 | 2010 |
|---|-----------|-----------|-----------|-----------|-----------|
| Immigration Cases set down in the H.C.J. Contentious Administrative Chamber | 950 | 1027 | 832 | 1351 | 1.026 |
| Immigration Cases set down in the Administrative Courts | 46.738 | 52.050 | 57.507 | 52.139 | 35.141 |
| Immigration Cases set down in the Magistrates' Courts | 36.497 | 23.956 | 24.387 | 21.760 | 16.974 |
| Foreigner population registered as at 1 January | 4.144.166 | 4.519.554 | 5.268.762 | 5.648.671 | 5.747.734 |

Percentage of Immigration cases to the overall cases set down in 2010

| | Administrative Court | H.C.J. |
|--------------------|----------------------|-------------|
| Andalusia | 13,7% | 0,1% |
| Aragon | 22,7% | 0,0% |
| Asturias | 4,8% | 0,0% |
| Balearic Islands | 22,5% | 0,0% |
| Canary Islands | 9,8% | 0,0% |
| Cantabria | 15,2% | 0,1% |
| Castille and Leon | 8,5% | 0,0% |
| Castille-La Mancha | 19,4% | 0,0% |
| Catalonia | 26,9% | 0,0% |
| Valencian Region | 27,0% | 0,0% |
| Extremadura | 7,5% | 0,0% |
| Galicia | 5,9% | 0,0% |
| Madrid | 35,7% | 7,0% |
| Murcia | 24,4% | 0,1% |
| Navarre | 15,1% | 0,0% |
| Basque Country | 8,9% | 0,0% |
| Rioja (La) | 11,8% | 0,0% |
| Total | 19,6% | 1,8% |

Domestic Violence

| | | Protection Orders | Formal Complaints made |
|----------------|-------------------------|----------------------|------------------------------|
| Total | | 4.189 | 21481 |
| Victim | Men | | |
| | Spanish | 1.336 | 7.562 |
| | Spanish underage | 113 | 513 |
| | Foreign | 199 | 1.155 |
| | Foreign underage | 44 | 149 |
| | Women | | |
| | Spanish | 2.236 | 10.461 |
| | Spanish underage | 145 | 589 |
| | Foreign | 344 | 1.907 |
| | Foreign underage | 58 | 176 |
| Charged | Spanish men | 2.707 | 12.412 |
| | Foreign men | 499 | 2.323 |
| | Spanish women | 806 | 5.656 |
| | Foreign women | 225 | 1.320 |

| | Formal Complaints 2010 | Formal Complaints per 10,000 inhabitants in 2010 |
|--------------------|------------------------------|--|
| Andalusia | 4.930 | 5,8 |
| Aragon | 237 | 1,8 |
| Asturias | 566 | 5,2 |
| Balearic Islands | 668 | 6,0 |
| Canary Islands | 1.697 | 8,0 |
| Cantabria | 265 | 4,5 |
| Castille and Leon | 982 | 3,8 |
| Castille-La Mancha | 574 | 2,7 |
| Catalonia | 2.071 | 2,8 |
| Valencian Region. | 2.398 | 4,7 |
| Extremadura | 401 | 3,6 |
| Galicia | 1.317 | 4,7 |
| Madrid | 3.288 | 5,1 |
| Murcia | 761 | 5,2 |
| Navarre | 183 | 2,9 |
| Basque Country | 1.093 | 5,0 |
| Rioja (La) | 50 | 1,6 |
| Spain | 21.481 | 4,6 |

Domestic Violence

Defendants ordered by nationality

| | Guilty | Acquitted | Defendant | Population |
|-------------------|--------|-----------|-----------|------------|
| Spaniards | 82,4% | 86,5% | 84,4% | 87,8% |
| Foreigners | 17,6% | 13,5% | 15,6% | 12,2% |

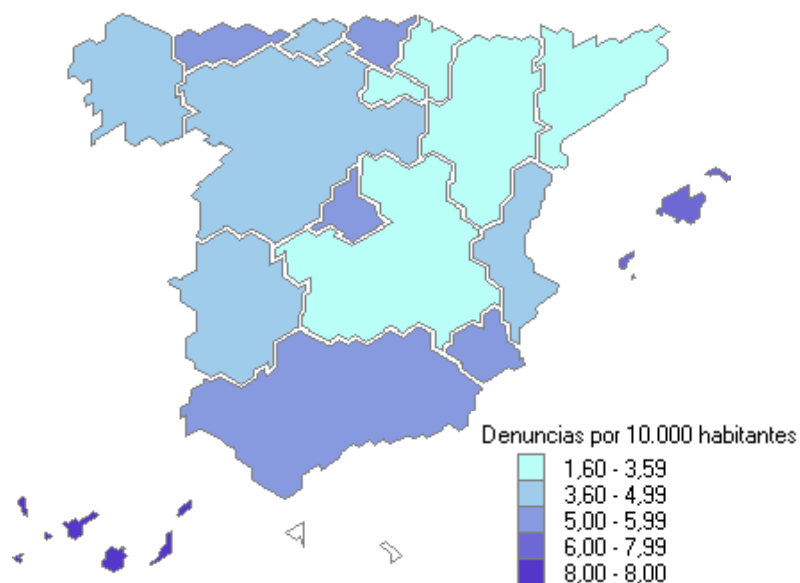
Defendants ordered by sex

| | Guilty | Acquitted | Defendant |
|--------------|--------|-----------|-----------|
| Men | 78,6% | 63,2% | 71,1% |
| Women | 21,4% | 36,8% | 28,9% |

Defendants ordered by sex and nationality

| | Guilty | | Acquitted | |
|--------------|-----------|------------|-----------|------------|
| | Spaniards | Foreigners | Spaniards | Foreigners |
| Men | 33,3% | 7,1% | 26,6% | 4,1% |
| Women | 9,0% | 2,0% | 15,5% | 2,5% |

Formal Complaints per 10.000 inhabitants



Violence against Women

| | Set down in the Court | Set down from others bodies | Reopening | Disposed of | Pending at the year end |
|-----------------------|-----------------------|-----------------------------|-----------|-------------|-------------------------|
| Urgent Procedures | 52.375 | 5.861 | 82 | 57.976 | 413 |
| Summaries | 303 | 16 | 17 | 346 | 171 |
| Preliminary Enquiries | 71.512 | 16.272 | 788 | 90.206 | 25.538 |
| Instant Committals | 37.068 | 252 | 259 | 39.577 | 12.564 |
| Minor offences Trials | 9.937 | 395 | 33 | 10.269 | 1.440 |
| Jury Procedures | 64 | 1 | 2 | 53 | 68 |

Protection orders, charged and victims

| Protection Orders | Aggrieved | | | | Respondent | |
|-------------------|----------------|-------------------------|-----------------|--------------------------|--------------|---------------|
| | Spaniard women | Spaniard women underage | Foreigner women | Foreigner women underage | Spaniard men | Foreigner men |
| 37.908 | 24.305 | 500 | 12.872 | 281 | 24.931 | 13.014 |

Protection orders by the petitioner

| Aggrieved spouse | Other persons | Public Prosecutor | Judge | Administration |
|------------------|---------------|-------------------|-------|----------------|
| 94,0% | 0,6% | 4,1% | 1,1% | 0,2% |

Defendants ordered by nationality

| | Guilty | Acquitted | Defendant | Population |
|-------------------|--------|-----------|-----------|------------|
| Spaniards | 68,4% | 79,9% | 71,1% | 87,8% |
| Foreigners | 31,6% | 20,1% | 28,9% | 12,2% |

Defendants ordered by sex

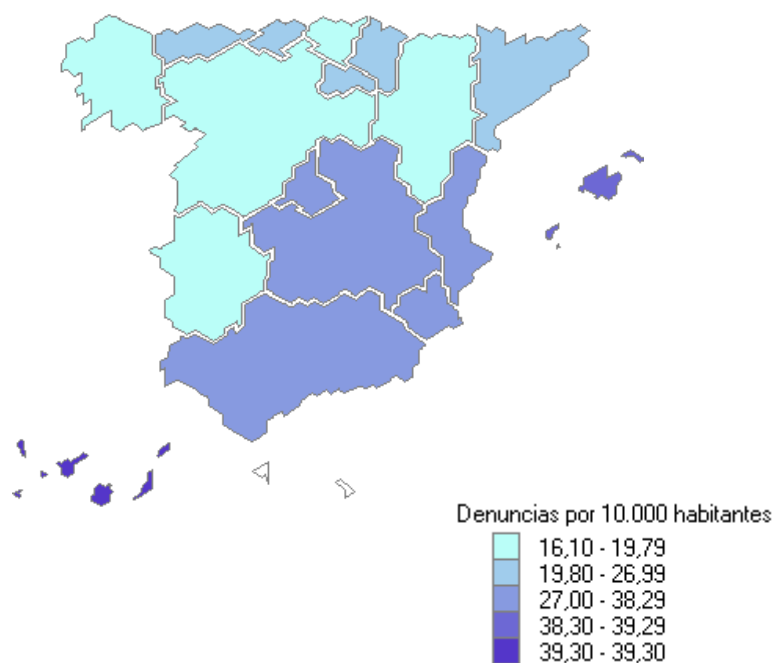
| | Guilty | Acquitted | Defendant |
|--------------|--------|-----------|-----------|
| Men | 98,5% | 97,8% | 98,3% |
| Women | 1,5% | 2,2% | 1,7% |

Percentage of convicted among defendants

| | % guilties among defendants | % guilties among spanish defendants | % guilties among foreing defendants |
|-------------------------------|-----------------------------|-------------------------------------|-------------------------------------|
| Violence against women Courts | 76,1% | 73,2% | 83,4% |
| Criminal Courts | 53,3% | 53,2% | 54,0% |
| Provincial courts | 80,5% | 80,3% | 80,7% |

| | Complaints | Complaints per 10.000 inhabitants |
|--------------------|----------------|---|
| Andalusia | 27.693 | 32,5 |
| Aragon | 2.573 | 19,1 |
| Asturias | 2.147 | 19,8 |
| Balearic Islands | 4.231 | 38,3 |
| Canary Islands | 8.326 | 39,3 |
| Cantabria | 1.231 | 20,8 |
| Castille and Leon | 4.427 | 17,3 |
| Castille-La Mancha | 5.665 | 27,0 |
| Catalonia | 18.866 | 25,1 |
| Valencian Region. | 19.369 | 37,9 |
| Extremadura | 1.778 | 16,1 |
| Galicia | 5.270 | 18,8 |
| Madrid | 21.195 | 32,8 |
| Murcia | 5.513 | 37,7 |
| Navarre | 1.470 | 23,1 |
| Basque Country | 3.691 | 16,9 |
| Rioja (La) | 660 | 20,5 |
| España | 134.105 | 28,5 |

Complaints per 10,000 inhabitants



Cases disposed in the Labour Courts

| | Collective disputes | Dismissals | Amounts | Social Security | Others |
|--------------------|------------------------|----------------|----------------|--------------------|---------------|
| Andalusia | 518 | 16.366 | 21.261 | 13.447 | 3.501 |
| Aragon | 78 | 2.218 | 3.655 | 1.568 | 1.073 |
| Asturias | 74 | 1.972 | 5.294 | 3.660 | 652 |
| Balearic Islands | 22 | 2.042 | 2.405 | 1.020 | 655 |
| Canary Islands | 196 | 7.611 | 10.792 | 2.794 | 1.837 |
| Cantabria | 79 | 987 | 1.975 | 1.357 | 558 |
| Castille and Leon | 158 | 4.630 | 8.350 | 2.932 | 1.557 |
| Castille-La Mancha | 110 | 3.319 | 5.519 | 2.075 | 815 |
| Catalonia | 322 | 20.204 | 20.061 | 10.184 | 2.581 |
| Valencian Region. | 248 | 13.194 | 14.327 | 5.704 | 1.558 |
| Extremadura | 17 | 1.546 | 1.935 | 807 | 313 |
| Galicia | 178 | 5.959 | 7.382 | 7.112 | 1.687 |
| Madrid | 289 | 15.540 | 25.308 | 5.808 | 5.171 |
| Murcia | 45 | 4.393 | 5.244 | 2.032 | 433 |
| Navarre | 53 | 816 | 1.302 | 961 | 200 |
| Basque Country | 199 | 3.787 | 7.912 | 3.692 | 1.235 |
| Rioja (La) | 43 | 709 | 1.952 | 520 | 206 |
| Total | 2.629 | 105.293 | 144.674 | 65.673 | 24.032 |

Judicial Auctions held in the Magistrates Courts and in the First Instance and Enquiry Courts

| | Judicial Auctions held |
|--------------------|------------------------|
| Andalusia | 10.801 |
| Aragon | 2.014 |
| Asturias | 855 |
| Balearic Islands | 1.554 |
| Canary Islands | 3.353 |
| Cantabria | 649 |
| Castille and Leon | 3.216 |
| Castille-La Mancha | 3.106 |
| Catalonia | 11.803 |
| Valencian Region. | 10.841 |
| Extremadura | 943 |
| Galicia | 1.960 |
| Madrid | 6.839 |
| Murcia | 1.797 |
| Navarre | 722 |
| Basque Country | 1.017 |
| Rioja (La) | 635 |
| Total | 62.105 |

**Motions of dismissal proceeding (art. 241.1 de la L.O.P.J.)
set down in 2010**

| | Civil | Criminal | Contentious | Labour | Salas Esp. TS | Total |
|--------------------|--------------|--------------|-------------|------------|---------------|--------------|
| Andalusia | 251 | 281 | 110 | 134 | | 776 |
| Aragon | 19 | 11 | 1 | 3 | | 34 |
| Asturias | 67 | 20 | 17 | 11 | | 115 |
| Balearic Islands | 77 | 29 | 1 | 13 | | 120 |
| Canary Islands | 111 | 40 | 60 | 58 | | 269 |
| Cantabria | 32 | 3 | 6 | 13 | | 54 |
| Castille and León | 73 | 62 | 18 | 39 | | 192 |
| Castille-La Mancha | 59 | 33 | 13 | 78 | | 183 |
| Catalonia | 324 | 237 | 44 | 79 | | 684 |
| Valencian Region. | 245 | 109 | 38 | 60 | | 452 |
| Extremadura | 30 | 24 | 4 | 8 | | 66 |
| Galicia | 100 | 61 | 35 | 40 | | 236 |
| Madrid | 338 | 302 | 46 | 176 | | 862 |
| Murcia | 56 | 31 | 0 | 13 | | 100 |
| Navarre | 4 | 16 | 12 | 2 | | 34 |
| Basque Country | 46 | 64 | 35 | 40 | | 185 |
| Rioja (La) | 8 | 0 | 0 | 3 | | 11 |
| Central bodies | 22 | 108 | 24 | 0 | 6 | 160 |
| Total | 1.862 | 1.431 | 464 | 770 | 6 | 4.533 |

| | 2010 | 2009 | 2008 |
|--|-------|--------|--------|
| Appeals for the protection filed by Constitutional Court | 8.947 | 10.792 | 10.279 |
| Interlocutory pleas for the nullity of proceedings filed (article 241.1 of the Spanish Judiciary Act) | 4.533 | 4.832 | 5.582 |

Taxation of costs in 2010

| | Civil | Criminal | Contentious | Labour | High Court Special Chambers | Total |
|--------------------|----------------|---------------|---------------|--------------|-----------------------------------|----------------|
| Andalusia | 38.399 | 1.925 | 1.899 | 1.904 | | 44.127 |
| Aragon | 5.954 | 936 | 333 | 218 | | 7.441 |
| Asturias | 6.431 | 494 | 224 | 259 | | 7.408 |
| Balearic Islands | 5.976 | 133 | 174 | 148 | | 6.431 |
| Canary Islands | 11.874 | 433 | 767 | 1.062 | | 14.136 |
| Cantabria | 3.355 | 148 | 183 | 180 | | 3.866 |
| Castille and León | 13.191 | 886 | 1.138 | 442 | | 15.657 |
| Castille-La Mancha | 8.197 | 850 | 382 | 313 | | 9.742 |
| Catalonia | 38.387 | 3.820 | 1.487 | 1.257 | | 44.951 |
| Valencian Region. | 26.229 | 1.259 | 943 | 1.098 | | 29.529 |
| Extremadura | 4.157 | 209 | 164 | 193 | | 4.723 |
| Galicia | 13.916 | 714 | 1.186 | 716 | | 16.532 |
| Madrid | 32.810 | 959 | 2.352 | 1.176 | | 37.297 |
| Murcia | 5.812 | 124 | 1.103 | 160 | | 7.199 |
| Navarre | 2.190 | 334 | 164 | 148 | | 2.836 |
| Basque Country | 7.124 | 386 | 345 | 298 | | 8.153 |
| Rioja (La) | 1.295 | 73 | 29 | 17 | | 1.414 |
| Central bodies | 1.738 | 96 | 5.090 | 242 | 8 | 7.174 |
| Total | 227.035 | 13.779 | 17.963 | 9.831 | 8 | 268.616 |

References for a preliminary ruling submit by Spanish Courts to the Court of Justice of the European Union²⁶

| Subject | 2009 | 2010 |
|---|-----------|-----------|
| Agriculture | | 1 |
| Police and judicial cooperation in criminal matters | 1 | |
| Area of freedom, security and justice | | 1 |
| Taxation | 1 | 2 |
| Free movement of capitals | | 1 |
| Free movement of goods | | 2 |
| Freedom to provide services | | 2 |
| Social policy | 5 | 6 |
| Intellectual property | 1 | 1 |
| Consumers protection | | 2 |
| Approximation of laws | 1 | 2 |
| Transport | 1 | 1 |
| Common Customs Tariff | 1 | |
| Total | 11 | 21 |

International request of judicial cooperation set down in Criminal bodies²⁷

| | 2010 | 2009 |
|--|-------|-------|
| Service of writs | 3.182 | 4.328 |
| Rest | 2.354 | 899 |
| Unión Europea Execution of financial penalties | 11 | 5 |
| European Arrest Warrants | 1.571 | 1.593 |
| Other countries | 350 | 334 |

²⁶ Source: Court of Justice of the European Union

²⁷ Source: Judicial Statistics of the GCJ

Justices of the Peace. Year 2010 ²⁸

| | Minor Offences Trials | Rogatory Letters in Criminal Matters | Other Criminal Matters | Oral trials | Conciliation Proceedings | Rogatory Letters in Civil Matters | Other civil matters |
|--------------------|-----------------------------|---|------------------------------|----------------|-----------------------------|---|------------------------|
| Andalusia | 5.635 | 128.319 | 21.716 | 829 | 5.074 | 164.777 | 16.722 |
| Aragon | 512 | 20.516 | 1.159 | 144 | 493 | 26.410 | 2.369 |
| Asturias | 101 | 21.289 | 149 | 19 | 411 | 12.734 | 3.963 |
| Balearic Islands | 946 | 15.898 | 837 | 82 | 575 | 25.767 | 1.544 |
| Canary Islands | 1.140 | 21.027 | 1.219 | 41 | 916 | 47.180 | 2.831 |
| Cantabria | 507 | 23.468 | 1.300 | 10 | 873 | 24.649 | 1.542 |
| Castille and Leon | 1.201 | 69.519 | 3.878 | 146 | 1.948 | 72.577 | 2.658 |
| Castille-La Mancha | 1.497 | 50.757 | 4.071 | 7 | 2.322 | 60.008 | 397 |
| Catalonia | 3.249 | 176.454 | 5.215 | 1.141 | 4.128 | 198.912 | 7.367 |
| Valencian Region. | 6.041 | 160.323 | 12.881 | 2.176 | 4.926 | 187.258 | 27.290 |
| Extremadura | 511 | 23.797 | 4.719 | 22 | 743 | 18.031 | 4.783 |
| Galicia | 1.322 | 53.379 | 6.972 | 103 | 2.776 | 39.254 | 9.391 |
| Madrid | 1.156 | 15.649 | 1.770 | 121 | 1.413 | 38.140 | 2.677 |
| Murcia | 329 | 16.525 | 1.571 | 52 | 856 | 23.407 | 950 |
| Navarre | 269 | 27.369 | 515 | 15 | 302 | 21.704 | 333 |
| Basque Country | 680 | 85.606 | 2.844 | 85 | 1.164 | 54.783 | 2.736 |
| Rioja (La) | 106 | 9.417 | 4 | 0 | 235 | 10.436 | 0 |
| Total | 25.202 | 919.312 | 70.820 | 4.993 | 29.155 | 1.026.027 | 87.553 |

²⁸ Source: National Statistics Institute

ARBITRATION BY AUTONOMOUS REGIONS IN 2010²⁹

| | Arbitrations | Mediations |
|--------------------|---------------------|-------------------|
| Andalusia | 35 | 0 |
| Aragon | 12 | 0 |
| Asturias | 1 | 0 |
| Balearic Islands | 26 | 0 |
| Canary Islands | 7 | 190 |
| Cantabria | 0 | 0 |
| Castille and Leon | 12 | 43 |
| Castille-La Mancha | 10 | 0 |
| Catalonia | 13 | 0 |
| Valencian Region | 52 | 436 |
| Extremadura | 1 | 0 |
| Galicia | 0 | 0 |
| Madrid | 0 | 0 |
| Murcia | 1 | 0 |
| Navarre | 0 | 0 |
| Basque Country | 37 | 2 |
| Rioja (La) | 1 | 98 |
| Total | 208 | 769 |

²⁹ Source: Superior Council of the Chambers of Commerce

Conciliation Proceedings ³⁰

| | Individual Conciliations concluded | | Jointly Conciliations concluded | | | | | |
|---|--|--|---|--------------|----------------|--|----------------|-------------------|
| | | | Conciliation and Arbitration Services. Auton. Regions | | | Out-of-court Body settling the labour disputes | | |
| | Conciliation and Arbitration Services Aut.-Regions | Out-of-court Body settling the labour disputes | Total | Firms | Workers | Total | Firms | Workers |
| Andalusia | 66.619 | 978 | - | - | - | 1.128 | 62.689 | 1.088.028 |
| Aragon | 8.079 | 6.013 | 2 | 2 | 7.530 | 170 | 363 | 46.640 |
| Asturias | 10.374 | - | - | - | - | 169 | 1.475 | 49.715 |
| Balearic Islands | - | 10.525 | - | - | - | 69 | .. | .. |
| Canary Islands | 29.724 | - | - | - | - | 220 | 220 | 90.747 |
| Cantabria | - | 5.777 | - | - | - | 161 | 1.800 | 49.822 |
| Castille and Leon | 14.648 | 792 | 566 | 1.176 | 2.170 | 206 | 994 | 38.254 |
| Castille-La Mancha | 22.071 | - | 3 | 5 | 396 | 281 | 2.887 | 104.031 |
| Catalonia | 94.124 | 159 | 190 | 225 | 105.044 | 966 | 22.486 | 683.276 |
| Valencian Region | 46.613 | - | - | - | - | 423 | 4.951 | 282.307 |
| Extremadura | 6.781 | - | - | - | - | 77 | 2.009 | 52.056 |
| Galicia | 30.737 | - | 126 | 143 | 29.425 | 65 | 9.265 | 54.035 |
| Madrid | 77.792 | 20 | 99 | 117 | 43.497 | 630 | 26.706 | 410.427 |
| Murcia | 14.722 | - | 93 | 220 | 25.350 | 127 | 255 | 30.785 |
| Navarre | 2.705 | 3.059 | 27 | 25 | 5.724 | 22 | 22 | .. |
| Basque Country | 29.357 | - | - | - | - | 445 | .. | 148.708 |
| Rioja (La) | 2.904 | 522 | 12 | 12 | 456 | 26 | 29 | 3.315 |
| Ceuta & Melilla | 1.229 | - | 7 | 7 | 107 | - | - | - |
| Inter-Aut. Regions SIMA (Conciliat-Arbitration Service) | - | - | 150 | 3.319 | 506.021 | - | - | - |
| TOTAL | 458.479 | 27.485 | 1.275 | 5.251 | 725.720 | 5.446 | 252.786 | 21.516.669 |

³⁰ Source: Ministry of Labor and Immigration

The Quality of the Court System

Judgments by type of Judge

One indicator of the quality of judgments is the percentage decreed by professional judges who have undergone the official competitive examination process. The data provided in the third column (Deputies) of the following tables refer to non-professional judges.

Source: Judicial Statistics. General Council of the Judiciary

Courts of Civil Jurisdiction

| | Judge appointed to the Court | Judge from another body | Temporary Judges | Supplementary | Others |
|---------------------------------------|------------------------------|-------------------------|------------------|---------------|--------|
| Courts of First Instance and Enquiry | 75,2 | 0,8 | 23,0 | 0,8 | 0,2 |
| Courts of First Instance | 87,4 | 0,4 | 11,5 | 0,5 | 0,2 |
| Family Courts of First Instance | 88,5 | 0,7 | 10,6 | 0,0 | 0,2 |
| Commercial Courts | 77,0 | 1,2 | 8,2 | 12,6 | 0,9 |
| Provincial Courts. Mixed Divisions | 91,5 | 0 | 6,0 | 2,3 | 0,2 |
| Provincial Courts. Civil Division | 94,4 | 0 | 4,8 | 0,3 | 0,5 |
| Provincial Courts. Commercial Chamber | 94,9 | 0 | 4,8 | 0,3 | 0 |
| High Court 1 st Chamber | 100 | 0,0 | 0,0 | 0,0 | 0,0 |

Courts of First Instance, Courts of First Instance and Enquiry

| | Judge appointed to the Court | Judge from another body | Temporary Judges | Supplementary | Other |
|--------------------|------------------------------|-------------------------|------------------|---------------|------------|
| Andalusia | 87,3 | 0,6 | 11,4 | 0,5 | 0,1 |
| Aragon | 89,9 | 0,5 | 9,7 | 0,0 | 0,0 |
| Asturias | 87,3 | 2,1 | 10,6 | 0,0 | 0,0 |
| Balearic Islands | 77,1 | 0,2 | 22,6 | 0,0 | 0,1 |
| Canarias | 78,3 | 0,4 | 19,5 | 1,7 | 0,2 |
| Cantabria | 89,2 | 0,3 | 10,0 | 0,4 | 0,1 |
| Castille and Leon | 86,0 | 0,3 | 13,4 | 0,3 | 0,0 |
| Castille-La Mancha | 79,2 | 0,9 | 17,6 | 1,7 | 0,6 |
| Cataluña | 72,6 | 0,7 | 25,9 | 0,5 | 0,4 |
| Valencian Region. | 81,2 | 0,7 | 16,7 | 1,4 | 0,0 |
| Extremadura | 82,1 | 1,1 | 16,5 | 0,2 | 0,2 |
| Galicia | 81,0 | 0,7 | 17,8 | 0,0 | 0,5 |
| Madrid | 84,7 | 0,5 | 14,2 | 0,6 | 0,0 |
| Murcia | 71,4 | 0,8 | 27,8 | 0,0 | 0,0 |
| Navarre | 88,6 | 0,1 | 11,2 | 0,0 | 0,0 |
| Basque Country | 73,1 | 0,7 | 26,1 | 0,0 | 0,2 |
| Rioja (La) | 87,7 | 0,8 | 11,5 | 0,0 | 0,0 |
| Total | 81,2 | 0,6 | 17,4 | 0,6 | 0,2 |

Courts of Criminal Jurisdiction

| | Judge appointed to the Court | Judge from another body | Temporary Judges | Supplementary | Other |
|--------------------------------------|------------------------------|-------------------------|------------------|---------------|-------|
| Magistrates' Courts | 86,0 | 2,5 | 9,9 | 1,5 | 0,1 |
| Courts of First Instance and Enquiry | 75,0 | 1,2 | 23,2 | 0,5 | 0,2 |
| Violence against Women | 75,0 | 4,6 | 20,3 | 0,1 | 0,1 |
| Juvenile Courts | 92,0 | 1,0 | 6,6 | 0,2 | 0,1 |
| Criminal Courts | 78,3 | 1,3 | 18,6 | 1,7 | 0,1 |
| Provincial Courts. Criminal Division | 86,2 | 0,0 | 7,7 | 4,8 | 1,3 |
| Provincial Courts. Mixed Divisions | 94,7 | 0,0 | 4,9 | 0,2 | 0,2 |
| H.C.J. Civil and Criminal Chamber | 100,0 | 0,0 | 0,0 | 0,0 | 0,0 |
| Central Criminal Courts | 88,0 | 0,0 | 12,0 | 0,0 | 0,0 |
| National Court. Criminal Chamber | 96,9 | 0,0 | 0,3 | 0,3 | 2,4 |
| High Court 2 nd . Chamber | 76,9 | 0,0 | 19,1 | 4,0 | 0,0 |

Criminal Courts

| | Judge appointed to the Court | Judge from another body | Temporary Judges | Supplementary | Other |
|--------------------|------------------------------|-------------------------|------------------|---------------|------------|
| Andalusia | 83,9 | 2,1 | 12,8 | 1,2 | 0,1 |
| Aragon | 92,1 | 0,7 | 7,1 | 0,0 | 0,1 |
| Asturias | 94,7 | 0,5 | 4,8 | 0,0 | 0,0 |
| Balearic Islands | 96,1 | 1,5 | 2,5 | 0,0 | 0,0 |
| Canary Islands | 59,6 | 0,7 | 38,4 | 1,3 | 0,1 |
| Cantabria | 90,9 | 1,6 | 7,5 | 0,0 | 0,0 |
| Castille and Leon | 72,1 | 2,7 | 22,1 | 2,2 | 0,9 |
| Castille-La Mancha | 86,4 | 2,3 | 7,5 | 3,6 | 0,2 |
| Catalonia | 72,9 | 0,8 | 26,4 | 0,0 | 0,0 |
| Valencian Region. | 73,2 | 0,5 | 22,0 | 4,3 | 0,1 |
| Extremadura | 84,5 | 1,1 | 14,3 | 0,0 | 0,1 |
| Galicia | 89,1 | 0,4 | 10,6 | 0,0 | 0,0 |
| Madrid | 68,8 | 1,8 | 23,4 | 5,6 | 0,0 |
| Murcia | 79,0 | 1,9 | 19,1 | 0,0 | 0,0 |
| Navarre | 88,3 | 0,6 | 10,9 | 0,0 | 0,3 |
| Basque Country | 82,7 | 0,7 | 16,6 | 0,0 | 0,0 |
| Rioja (La) | 62,2 | 0,0 | 37,7 | 0,0 | 0,1 |
| Total | 78,3 | 1,3 | 18,6 | 1,7 | 0,1 |

Courts of Administrative Jurisdiction

| | Judge appointed to the Court | Judge from another body | Temporary Judges | Supplementary | Others |
|---|------------------------------|-------------------------|------------------|---------------|--------|
| Administrative Courts | 80,4 | 0,4 | 14,4 | 4,6 | 0,2 |
| H.C.J. Contentious Administrative Chamber National Court. | 87 | 0 | 6 | 4,8 | 2,3 |
| Contentious Administrative Chamber | 100 | 0 | 0 | 0 | 0 |
| High Court 3rd Chamber | 92,5 | 0,0 | 2,8 | 0,0 | 4,6 |

Administrative Courts

| | Judge assigned to the Court | Judge from another Court | Temporary Judges | Supplementary | Others |
|--------------------|-----------------------------|--------------------------|------------------|---------------|------------|
| Andalusia | 88,8 | 0,5 | 7,2 | 3,5 | 0,0 |
| Aragon | 98,1 | 0,2 | 1,8 | 0,0 | 0,0 |
| Asturias | 95,1 | 0,0 | 4,9 | 0,0 | 0,0 |
| Balearic Islands | 72,0 | 0,6 | 27,4 | 0,0 | 0,0 |
| Canary Islands | 90,2 | 2,3 | 7,4 | 0,0 | 0,1 |
| Cantabria | 43,0 | 0,0 | 57,0 | 0,0 | 0,0 |
| Castille and Leon | 91,3 | 0,1 | 6,6 | 1,3 | 0,8 |
| Castille-La Mancha | 69,7 | 0,0 | 21,7 | 8,6 | 0,0 |
| Catalonia | 80,0 | 1,3 | 11,5 | 7,2 | 0,0 |
| Valencian Region | 62,6 | 0,1 | 18,0 | 19,2 | 0,1 |
| Extremadura | 97,6 | 0,0 | 1,9 | 0,0 | 0,5 |
| Galicia | 69,3 | 0,2 | 23,5 | 7,0 | 0,1 |
| Madrid | 81,2 | 0,0 | 16,6 | 1,2 | 1,0 |
| Murcia | 94,4 | 0,0 | 5,6 | 0,0 | 0,0 |
| Navarre | 76,3 | 0,0 | 21,9 | 0,0 | 1,9 |
| Basque Country | 46,6 | 0,0 | 53,2 | 0,0 | 0,3 |
| Rioja (La) | 76,0 | 0,0 | 24,0 | 0,0 | 0,0 |
| Total | 80,4 | 0,4 | 14,4 | 4,6 | 0,2 |

Courts of Labour Jurisdiction

| | Judge assigned to the Court | Judge from another Court | Temporary Judges | Supplementary | Others |
|------------------------|-----------------------------|--------------------------|------------------|---------------|--------|
| Labour Courts | 77,8 | 0,6 | 14,0 | 7,5 | 0,2 |
| H.C.J. Labour Chamber | 88,2 | 0,0 | 7,6 | 3,4 | 0,8 |
| National Court. | | | | | |
| Labour Chamber | 83,1 | 0,0 | 16,9 | 0,0 | 0,0 |
| High Court 4th Chamber | 77,5 | 0,0 | 12,8 | 9,7 | 0,0 |

Labour Courts

| | Judge assigned to the Court | Judge from another Court | Temporary Judges | Supplementary | Others |
|--------------------|-----------------------------|--------------------------|------------------|---------------|------------|
| Andalusia | 81,2 | 1,6 | 9,4 | 7,6 | 0,2 |
| Aragon | 82,0 | 2,5 | 7,4 | 8,2 | 0,0 |
| Asturias | 92,1 | 0,8 | 7,0 | 0,1 | 0,0 |
| Balearic Islands | 86,6 | 0,4 | 1,7 | 11,4 | 0,0 |
| Canary Islands | 56,6 | 0,1 | 24,3 | 17,8 | 1,2 |
| Cantabria | 86,8 | 0,2 | 5,2 | 7,9 | 0,0 |
| Castille and Leon | 84,9 | 1,0 | 10,9 | 3,3 | 0,1 |
| Castille-La Mancha | 83,6 | 0,0 | 12,6 | 3,8 | 0,0 |
| Catalonia | 76,9 | 0,3 | 17,1 | 5,7 | 0,1 |
| Valencian Region. | 74,5 | 0,4 | 11,3 | 13,7 | 0,0 |
| Extremadura | 87,3 | 1,4 | 11,3 | 0,0 | 0,0 |
| Galicia | 83,5 | 1,1 | 13,5 | 1,7 | 0,1 |
| Madrid | 72,5 | 0,1 | 15,1 | 12,2 | 0,0 |
| Murcia | 90,5 | 0,3 | 3,3 | 6,0 | 0,0 |
| Navarre | 73,0 | 0,1 | 26,9 | 0,0 | 0,0 |
| Basque Country | 67,0 | 0,0 | 33,0 | 0,0 | 0,0 |
| Rioja (La) | 77,4 | 0,0 | 22,7 | 0,0 | 0,0 |
| Total | 77,8 | 0,6 | 14,0 | 7,5 | 0,2 |

COURTS OF APPEAL

Another indicator of the Quality of Justice is the result arising from the appeals. The percentage of the Judgments of the appellate courts which end with the upholding, full reversion, partial reversion or quashing of decisions is presented for different types of courts.

Source: Judicial Statistics. General Council of the Judiciary

Courts of Civil Jurisdiction

| | Appeals submitted/ Judgements | Upheld | Reversed in full | Reversed in part | Quashed |
|---|----------------------------------|--------|------------------|------------------|---------|
| First Instance Court of and First Instance and Enquiry Courts | 15,1 | 63,8 | 15,9 | 19,6 | 0,7 |
| Commercial Courts | 9,6 | 67,1 | 16,5 | 15,2 | 1,3 |
| Provincial Courts | 3,5 | 92,2 | 5,37 | 1,92 | 0,54 |

Cassation appeals in Provincial Courts for Civil Judgements

| | Appeals submitted higher Court / Judgements | Upheld | Reversed in full | Reversed in part | Quashed |
|--------------------|---|-------------|------------------|------------------|------------|
| Andalusia | 3,0 | 93 | 5,1 | 1,2 | 0,7 |
| Aragon | 3,2 | 88,1 | 10,5 | 1,5 | 0,0 |
| Asturias | 2,1 | 88,6 | 7,1 | 4,3 | 0,0 |
| Balearic Islands | 4,5 | 88,8 | 8,8 | 2,5 | 0,0 |
| Canary Islands | 2,7 | 90,1 | 8,9 | 0,0 | 1,0 |
| Cantabria | 3,0 | 97,7 | 2,3 | 0,0 | 0,0 |
| Castille and Leon | 2,7 | 96,4 | 0,7 | 0,7 | 2,2 |
| Castille-La Mancha | 2,9 | 87 | 11,3 | 0,9 | 0,9 |
| Catalonia | 3,7 | 90,1 | 7,0 | 2,0 | 0,9 |
| Valencian Region. | 4,0 | 94,9 | 4,4 | 0,8 | 0,0 |
| Extremadura | 2,5 | 95,2 | 4,8 | 0,0 | 0,0 |
| Galicia | 2,4 | 91,7 | 4,5 | 3,8 | 0,0 |
| Madrid | 4,9 | 92 | 4,9 | 2,7 | 0,5 |
| Murcia | 2,8 | 98,8 | 1,2 | 0,0 | 0,0 |
| Navarre | 5,8 | 86,1 | 2,3 | 11,6 | 0,0 |
| Basque Country | 3,9 | 92,3 | 3,9 | 3,1 | 0,8 |
| Rioja (La) | 1,7 | 100 | 0,0 | 0,0 | 0,0 |
| Total | 3,5 | 92,2 | 5,4 | 1,9 | 0,5 |

Courts of Criminal Jurisdiction

| | Appeals submitted / Judgements | Upheld | Reversed in full | Reversed in part | Quashed |
|---|--------------------------------|--------|------------------|------------------|---------|
| Magistrates' Courts and First Instance and Enquiry Courts | 5,8 | 76,6 | 11,7 | 9,2 | 2,5 |
| Violence against Women | 4,9 | 72,4 | 15,2 | 10,0 | 2,4 |
| Criminal Courts | 20,9 | 75,0 | 9,8 | 14,3 | 1,0 |
| Juvenile Courts | 7,8 | 81,1 | 8,8 | 9,3 | 0,8 |
| Provincial Courts. | 3,8 | 86,0 | 4,3 | 8,3 | 1,4 |
| National Court. Criminal Chamber | 32,0 | 61,9 | 13,1 | 21,43 | 3,57 |
| Central Criminal Courts | 13,9 | 90,91 | 0 | 9,09 | 0 |

Appeals in the Criminal Courts

| | Appeals submitted higher Court / Judgements | Upheld | Reversed in full | Reversed in part | Quashed |
|--------------------|---|-------------|------------------|------------------|------------|
| Andalusia | 17,7 | 76,6 | 10,5 | 11,9 | 1,0 |
| Aragon | 23,2 | 81,5 | 6,5 | 11,7 | 0,3 |
| Asturias | 15,5 | 81,9 | 6,7 | 10,6 | 0,8 |
| Balearic Islands | 12,2 | 80,1 | 7,0 | 12,3 | 0,5 |
| Canary Islands | 18,1 | 71,1 | 11,6 | 16,5 | 0,8 |
| Cantabria | 28,4 | 74,7 | 10,3 | 14,8 | 0,2 |
| Castille and Leon | 17,6 | 76,8 | 8,0 | 15,0 | 0,2 |
| Castille-La Mancha | 18,9 | 81,5 | 7,2 | 10,6 | 0,7 |
| Catalonia | 22,2 | 72,9 | 10,1 | 16,3 | 0,7 |
| Valencian Region. | 18,6 | 77,5 | 9,1 | 13,0 | 0,4 |
| Extremadura | 13,4 | 86,7 | 6,3 | 6,5 | 0,5 |
| Galicia | 20,2 | 73,9 | 10,5 | 14,7 | 0,9 |
| Madrid | 34,4 | 73,1 | 9,6 | 15,8 | 1,5 |
| Murcia | 11,6 | 62,9 | 17,5 | 17,1 | 2,6 |
| Navarre | 15,4 | 76,6 | 9,1 | 13,5 | 0,8 |
| Basque Country | 20,7 | 70,3 | 11,4 | 16,4 | 1,9 |
| Rioja (La) | 25,7 | 91,3 | 3,9 | 4,4 | 0,5 |
| Total | 20,9 | 75,0 | 9,8 | 14,3 | 1,0 |

Cassation appeals in the Provincial Courts for Criminal Judgments

| | Appeals submitted higher Court / Judgements | Upheld | Reversed in full | Reversed in part | Quashed |
|--------------------|--|-------------|---------------------|---------------------|------------|
| Andalusia | 4,1 | 83,2 | 7,3 | 8,3 | 1,1 |
| Aragon | 5,4 | 82,6 | 6,6 | 9,9 | 0,8 |
| Asturias | 4,5 | 77,8 | 1,9 | 14,8 | 5,6 |
| Balearic Islands | 2,9 | 82,9 | 0,0 | 4,9 | 12,2 |
| Canary Islands | 4,6 | 90,2 | 1,9 | 5,7 | 2,3 |
| Cantabria | 2,0 | 95,5 | 4,6 | 0,0 | 0,0 |
| Castile and Leon | 2,3 | 75,0 | 7,5 | 15,0 | 2,5 |
| Castille-La Mancha | 3,2 | 81,1 | 7,6 | 10,4 | 0,9 |
| Catalonia | 4,1 | 87,8 | 4,1 | 7,1 | 1,0 |
| Valencian Region. | 3,6 | 86,8 | 3,5 | 7,7 | 2,1 |
| Extremadura | 3,7 | 81,3 | 6,3 | 12,5 | 0,0 |
| Galicia | 2,5 | 80,2 | 2,5 | 14,1 | 3,3 |
| Madrid | 4,4 | 90,1 | 2,6 | 7,1 | 0,3 |
| Murcia | 2,5 | 76,2 | 7,1 | 16,7 | 0,0 |
| Navarre | 3,2 | 84,4 | 0,0 | 15,6 | 0,0 |
| Basque Country | 3,5 | 86,3 | 4,6 | 7,2 | 2,0 |
| Rioja (La) | 2,2 | 72,7 | 0,0 | 27,3 | 0,0 |
| Total | 3,8 | 86,0 | 4,3 | 8,3 | 1,4 |

Courts of Administrative Jurisdiction

| | Appeals submitted Higher Court / Judgements | Upheld | Reversed in full | Reversed in part | Quashed |
|--|--|--------|---------------------|---------------------|---------|
| Administrative Courts | 19,2 | 75,2 | 18,0 | 6,4 | 0,4 |
| Central Administrative Courts | 18,1 | 82,4 | 14,1 | 3,1 | 0,4 |
| National Court. Contentious Administrative Chamber | 7,0 | 84,9 | 9,8 | 3,2 | 2,1 |
| H.C.J. Administrative Chamber | 27,1 | 82,7 | 14,3 | 2,6 | 0,5 |

Appeals in the Administrative Courts

| | Appeals submitted Higher Court / Judgements | Upheld | Reversed in full | Reversed in part | Quashed |
|--------------------|--|-------------|---------------------|---------------------|------------|
| Andalusia | 15,3 | 74,1 | 17,7 | 7,9 | 0,2 |
| Aragon | 25,5 | 76,1 | 15,0 | 9,0 | 0,0 |
| Asturias | 12,3 | 78,6 | 15,6 | 5,8 | 0,0 |
| Balearic Islands | 18,2 | 62,8 | 30,1 | 7,2 | 0,0 |
| Canary Islands | 20,1 | 67,3 | 22,5 | 7,6 | 2,6 |
| Cantabria | 16,9 | 69,1 | 21,4 | 8,7 | 0,8 |
| Castille and Leon | 15,0 | 81,2 | 11,7 | 7,0 | 0,1 |
| Castille-La Mancha | 20,0 | 73,1 | 21,1 | 5,8 | 0,0 |
| Catalonia | 26,1 | 67,6 | 21,8 | 10,0 | 0,6 |
| Valencian Region. | 28,3 | 81,8 | 15,0 | 3,1 | 0,1 |
| Extremadura | 15,2 | 73,1 | 22,0 | 4,9 | 0,0 |
| Galicia | 20,7 | 70,9 | 22,6 | 6,1 | 0,3 |
| Madrid | 19,3 | 80,6 | 15,2 | 3,9 | 0,3 |
| Murcia | 14,3 | 81,1 | 13,5 | 5,4 | 0,0 |
| Navarre | 25,2 | 70,9 | 21,9 | 7,1 | 0,0 |
| Basque Country | 18,4 | 73,1 | 21,5 | 4,5 | 0,9 |
| Rioja (La) | 18,2 | 83,2 | 14,4 | 2,4 | 0,0 |
| Total | 19,2 | 75,2 | 18,0 | 6,4 | 0,4 |

Courts of Labour Jurisdiction

| | Appeals submitted Higher Court / Judgements | Upheld | Reversed in full | Reversed in part | Quashed |
|-----------------------------------|--|--------|---------------------|---------------------|---------|
| Labour Courts | 25,6 | 77,0 | 15,3 | 5,2 | 2,5 |
| National Court. Labour Chamber | 70,5 | 78,3 | 11,6 | 3,1 | 7,0 |
| H.C.J. Labour Chamber | 8,8 | 92,0 | 5,7 | 0,5 | 1,8 |

Appeals in the Labour Courts

| | Appeals submitted Higher Court / Judgements | Upheld | Reversed in full | Reversed in part | Quashed |
|--------------------|--|-------------|---------------------|---------------------|------------|
| Andalusia | 28,0 | 77,1 | 15,6 | 4,6 | 2,7 |
| Aragon | 20,8 | 87,9 | 9,2 | 1,8 | 1,2 |
| Asturias | 38,3 | 82,1 | 11,9 | 3,7 | 2,3 |
| Balearic Islands | 13,6 | 71,8 | 20,6 | 6,1 | 1,6 |
| Canary Islands | 23,1 | 68,8 | 19,5 | 6,6 | 5,2 |
| Cantabria | 32,7 | 80,1 | 13,5 | 4,8 | 1,6 |
| Castille and Leon | 24,8 | 73,7 | 17,5 | 6,6 | 2,3 |
| Castille-La Mancha | 23,8 | 76,8 | 15,3 | 4,8 | 3,1 |
| Catalonia | 26,8 | 79,3 | 15,6 | 4,0 | 1,0 |
| Valencian Region. | 15,7 | 79,0 | 13,8 | 4,7 | 2,5 |
| Extremadura | 20,8 | 70,1 | 10,9 | 10,1 | 9,0 |
| Galicia | 37,1 | 78,7 | 14,4 | 4,1 | 2,8 |
| Madrid | 25,4 | 73,1 | 16,2 | 7,4 | 3,3 |
| Murcia | 12,2 | 82,8 | 11,3 | 3,9 | 2,1 |
| Navarre | 17,5 | 91,0 | 5,9 | 2,8 | 0,3 |
| Basque Country | 30,7 | 71,9 | 17,6 | 8,9 | 1,7 |
| Rioja (La) | 15,3 | 80,8 | 13,8 | 2,1 | 3,4 |
| Total | 25,6 | 77,0 | 15,3 | 5,2 | 2,5 |

Estimated length of proceedings

The average length of proceedings is another very important indicator of the Quality of the Justice. As the Judicial Statistics does not offer direct data from lengths, we present a set of estimations produced by a mathematical model (based on Queuing Theory) which offers an estimation of the average length of the cases ended in each period. **The lengths are stated in months**

Courts of Civil Jurisdiction

| | 2010 | 2009 | 2008 | 2007 | 2006 |
|-----------------------------------|------|------|------|------|------|
| First Instance Courts | 7,7 | 7,3 | 6,9 | 7,2 | 7,9 |
| Family Courts | 4,0 | 4,0 | 4,0 | 4,1 | 4,3 |
| First Instance and Enquiry Courts | 9,3 | 8,6 | 8,1 | 8,1 | 7,9 |
| Commercial Courts ³¹ | 23,8 | 20,3 | 22,6 | 21,2 | 15,4 |
| Provincial Courts | 5,7 | 5,4 | 5,4 | 5,1 | 4,9 |
| H.C.J. Civil and Criminal Chamber | 3,3 | 3,3 | 3,1 | 3,5 | 3,7 |
| High Court 1st Chamber | 13,6 | 18,5 | 19,4 | 27,8 | 31,2 |

Cases of Civil First Instance ordered by Courts of First Instance, Family Courts and Courts of First Instance and Enquiry

| | 2010 | 2009 | 2008 | 2007 | 2006 |
|--------------------|------------|------------|------------|------------|------------|
| Andalusia | 8,9 | 8,1 | 7,6 | 7,6 | 7,7 |
| Aragon | 6,7 | 6,0 | 6,0 | 6,2 | 5,9 |
| Asturias | 5,7 | 5,8 | 5,7 | 5,4 | 5,3 |
| Balearic Islands | 10,3 | 10,1 | 10,0 | 9,4 | 8,9 |
| Canary Islands | 10,0 | 9,4 | 8,9 | 9,3 | 9,3 |
| Cantabria | 7,5 | 7,0 | 6,9 | 6,8 | 6,4 |
| Castille and Leon | 6,2 | 6,0 | 5,8 | 5,4 | 5,1 |
| Castille-La Mancha | 9,7 | 8,9 | 7,9 | 7,4 | 7,0 |
| Catalonia | 7,5 | 7,1 | 7,0 | 7,4 | 7,5 |
| Valencian Region. | 9,7 | 8,8 | 8,3 | 8,4 | 8,3 |
| Extremadura | 7,5 | 6,7 | 6,6 | 5,9 | 5,5 |
| Galicia | 6,9 | 6,4 | 6,3 | 6,5 | 6,6 |
| Madrid | 8,5 | 8,0 | 7,9 | 8,3 | 8,8 |
| Murcia | 10,4 | 9,5 | 8,4 | 7,6 | 7,2 |
| Navarre | 5,3 | 5,0 | 4,6 | 5,1 | 5,2 |
| Basque Country | 5,5 | 5,4 | 5,3 | 5,2 | 5,3 |
| Rioja (La) | 5,2 | 5,0 | 5,1 | 5,3 | 5,2 |
| Spain | 8,3 | 7,7 | 7,4 | 7,4 | 7,4 |

³¹ Only contest of creditors have been considered

Civil cases of the Provincial Courts

| | 2010 | 2009 | 2008 | 2007 | 2006 |
|-----------------|------|------|------|------|------|
| Single instance | 4,1 | 3,9 | 3,9 | 3,9 | 3,5 |
| Appeals | 5,8 | 5,5 | 5,5 | 5,2 | 5,0 |

Provincial Courts. Civil Appeals

| | 2010 | 2009 | 2008 | 2007 | 2006 |
|--------------------|------------|------------|------------|------------|------------|
| Andalusia | 4,9 | 4,2 | 3,6 | 3,0 | 2,8 |
| Aragon | 2,8 | 3,1 | 3,1 | 3,5 | 3,9 |
| Asturias | 3,3 | 3,1 | 4,5 | 4,3 | 4,4 |
| Balearic Islands | 3,1 | 2,9 | 3,2 | 3,2 | 3,5 |
| Canary Islands | 7,7 | 7,4 | 6,8 | 6,0 | 4,9 |
| Cantabria | 10,5 | 9,6 | 9,3 | 8,0 | 7,0 |
| Castille and Leon | 3,1 | 3,0 | 4,0 | 3,7 | 3,3 |
| Castille-La Mancha | 5,2 | 4,1 | 4,7 | 4,0 | 3,8 |
| Catalonia | 7,8 | 7,6 | 7,2 | 6,6 | 6,7 |
| Valencian Region. | 3,1 | 2,9 | 3,2 | 3,6 | 3,4 |
| Extremadura | 1,5 | 1,6 | 2,1 | 1,6 | 1,3 |
| Galicia | 7,5 | 7,4 | 7,1 | 6,1 | 5,2 |
| Madrid | 8,2 | 7,9 | 7,7 | 8,2 | 8,5 |
| Murcia | 4,6 | 4,3 | 5,4 | 4,6 | 4,1 |
| Navarre | 9,0 | 8,6 | 9,0 | 8,3 | 7,4 |
| Basque Country | 4,8 | 4,6 | 5,4 | 6,2 | 6,8 |
| Rioja (La) | 9,6 | 10,4 | 9,5 | 6,7 | 5,5 |
| Spain | 5,8 | 5,5 | 5,5 | 5,2 | 5,0 |

Courts of Criminal Jurisdiction

| | 2010 | 2009 | 2008 | 2007 | 2006 |
|--|------|------|------|------|------|
| Magistrates' Courts and of First Instance and Enquiry Courts | 1,9 | 1,8 | 1,8 | 1,8 | 1,8 |
| Juvenile Courts | 7,5 | 7,1 | 7,1 | 7,3 | 7,8 |
| Prison Supervisory Courts | 1,3 | 1,1 | 1,0 | 1,0 | 1,0 |
| Criminal Courts | 9,3 | 8,1 | 7,1 | 6,2 | 5,8 |
| Provincial Courts | 2,7 | 2,7 | 2,7 | 2,5 | 2,4 |
| H.C.J. Civil and Criminal Chamber | 2,1 | 1,9 | 1,7 | 1,4 | 1,6 |
| Central Enquiry Courts | 4,5 | 5,3 | 5,5 | 5,9 | 6,0 |
| Central Criminal Courts | 6,5 | 4,1 | 3,1 | 4,5 | 4,5 |
| National Court. Criminal Chamber | 2,2 | 2,1 | 2,4 | 2,4 | 3,3 |
| High Court 2nd Chamber | 5,8 | 6,5 | 6,3 | 5,7 | 6,5 |

Provincial Courts. Summaries

| | 2010 | 2009 | 2008 | 2007 | 2006 |
|--------------------|------------|------------|------------|------------|------------|
| Andalusia | 8,5 | 9,3 | 9,5 | 9,4 | 8,8 |
| Aragon | 11,7 | 11,2 | 13,5 | 11,2 | 10,5 |
| Asturias | 12,9 | 12,0 | 10,7 | 11,3 | 12,9 |
| Balearic Islands | 3,5 | 6,8 | 13,5 | 9,4 | 4,5 |
| Canary Islands | 10,9 | 11,7 | 10,6 | 11,6 | 10,8 |
| Cantabria | 14,0 | 15,0 | 12,6 | 10,7 | 11,6 |
| Castille and Leon | 5,7 | 6,9 | 6,9 | 5,4 | 4,5 |
| Castille-La Mancha | 10,3 | 12,1 | 12,1 | 11,1 | 11,9 |
| Catalonia | 13,1 | 11,9 | 13,1 | 14,0 | 12,6 |
| Valencian Region. | 8,5 | 6,8 | 5,6 | 5,0 | 4,1 |
| Extremadura | 19,3 | 17,1 | 17,4 | 15,1 | 11,9 |
| Galicia | 9,7 | 9,5 | 10,1 | 9,5 | 9,1 |
| Madrid | 8,4 | 8,0 | 7,8 | 7,5 | 7,9 |
| Murcia | 16,2 | 14,7 | 10,9 | 9,5 | 9,1 |
| Navarre | 12,8 | 13,6 | 13,4 | 14,4 | 14,4 |
| Basque Country | 11,0 | 9,6 | 9,9 | 10,4 | 10,2 |
| Rioja (La) | 15,4 | 16,8 | 15,6 | 12,6 | 10,0 |
| Spain | 9,2 | 9,3 | 9,3 | 8,8 | 8,1 |

Provincial Courts. Jury Cases

| | 2010 | 2009 | 2008 | 2007 | 2006 |
|--------------------|------------|------------|------------|------------|------------|
| Andalusia | 5,0 | 3,8 | 4,8 | 4,8 | 4,6 |
| Aragon | 3,3 | 7,4 | 6,1 | 5,2 | 4,3 |
| Asturias | 5,9 | 9,1 | 13,9 | 15,2 | 11,1 |
| Balearic Islands | 2,7 | 3,8 | 2,0 | 2,9 | 2,6 |
| Canary Islands | 7,7 | 6,4 | 4,3 | 6,7 | 9,3 |
| Cantabria | 6,6 | 6,1 | 5,6 | 9,1 | 6,8 |
| Castille and Leon | 4,1 | 7,4 | 5,6 | 3,6 | 3,0 |
| Castille-La Mancha | 7,2 | 9,0 | 6,6 | 6,5 | 5,7 |
| Catalonia | 7,2 | 7,3 | 8,3 | 7,6 | 7,5 |
| Valencian Region. | 4,5 | 4,2 | 5,4 | 5,1 | 5,4 |
| Extremadura | 10,8 | 10,0 | 9,4 | 12,0 | 11,1 |
| Galicia | 4,1 | 5,2 | 6,0 | 4,1 | 4,2 |
| Madrid | 5,4 | 4,7 | 6,2 | 6,9 | 7,6 |
| Murcia | 5,9 | 5,8 | 5,7 | 6,3 | 9,7 |
| Navarre | 4,0 | 5,0 | 5,3 | 17,3 | 12,0 |
| Basque Country | 14,0 | 15,6 | 12,4 | 9,2 | 10,4 |
| Rioja (La) | 7,7 | 14,0 | 36,0 | - | - |
| Spain | 5,9 | 6,0 | 6,5 | 6,5 | 6,7 |

Provincial Courts. Criminal Appeals

| | 2010 | 2009 | 2008 | 2007 | 2006 |
|--------------------|------------|------------|------------|------------|------------|
| Andalusia | 1,7 | 1,6 | 1,4 | 1,3 | 1,3 |
| Aragon | 1,1 | 1,6 | 2,7 | 3,2 | 2,7 |
| Asturias | 1,0 | 0,8 | 0,7 | 0,7 | 0,7 |
| Balearic Islands | 3,8 | 3,5 | 2,9 | 2,9 | 3,9 |
| Canary Islands | 3,3 | 5,5 | 7,1 | 5,9 | 5,4 |
| Cantabria | 1,9 | 1,7 | 1,4 | 1,1 | 1,0 |
| Castille and Leon | 1,8 | 1,2 | 1,1 | 1,0 | 1,1 |
| Castille-La Mancha | 2,6 | 2,0 | 2,0 | 1,6 | 1,4 |
| Catalonia | 3,8 | 4,0 | 3,5 | 3,0 | 3,2 |
| Valencian Region | 1,3 | 1,4 | 1,2 | 1,0 | 0,9 |
| Extremadura | 0,3 | 0,4 | 0,5 | 0,4 | 0,4 |
| Galicia | 2,2 | 2,1 | 1,8 | 1,7 | 1,7 |
| Madrid | 2,1 | 1,8 | 1,9 | 1,8 | 1,7 |
| Murcia | 2,9 | 2,0 | 2,0 | 1,3 | 2,0 |
| Navarre | 2,9 | 2,7 | 2,9 | 2,7 | 2,8 |
| Basque Country | 1,8 | 1,6 | 1,3 | 1,0 | 1,2 |
| Rioja (La) | 1,8 | 1,6 | 1,7 | 1,5 | 1,8 |
| Spain | 2,2 | 2,2 | 2,2 | 2,0 | 2,0 |

Courts of Administrative Jurisdiction

| | 2010 | 2009 | 2008 | 2007 | 2006 |
|--|------|------|------|------|------|
| Administrative Courts | 12,0 | 11,1 | 10,6 | 10,2 | 8,9 |
| H.C.J. Contentious Administrative Chamber * | 25,7 | 26,2 | 29,0 | 31,6 | 32,3 |
| Central Administrative Court | 16,0 | 14,8 | 11,8 | 9,2 | 7,4 |
| National Court. Contentious Administrative Chamber | 17,1 | 17,6 | 18,1 | 18,2 | 19,3 |
| High Court 3rd Chamber | 17,2 | 18,8 | 19,7 | 21,3 | 22,4 |

* In first instance

Administrative Courts

| | 2010 | 2009 | 2008 | 2007 | 2006 |
|------------------------------------|------|------|------|------|------|
| Land Development | 16,8 | 16,0 | 15,5 | 14,9 | 13,2 |
| Compulsory expropriation | 15,8 | 14,7 | 12,4 | 12,1 | 11,8 |
| Administrative contracting | 15,6 | 15,3 | 15,0 | 13,5 | 11,6 |
| Public ownership | 14,3 | 13,1 | 13,5 | 13,2 | 11,9 |
| Taxes | 14,0 | 13,4 | 12,7 | 11,1 | 9,5 |
| Environment | 15,4 | 14,6 | 13,4 | 12,4 | 11,2 |
| Public functions | 12,0 | 11,7 | 11,1 | 10,2 | 8,7 |
| Labor administration | 14,9 | 12,6 | 12,9 | 12,1 | 11,0 |
| Immigration | 9,2 | 7,9 | 8,0 | 8,8 | 7,6 |
| Administrative penalties | 13,1 | 12,3 | 11,5 | 10,4 | 8,8 |
| Electoral | 5,7 | 8,9 | 4,9 | 0,6 | 4,9 |
| Authorization of entries into home | 2,6 | 2,7 | 2,7 | 2,4 | 1,9 |
| Patrimonial responsibility | 13,9 | 13,2 | 12,3 | 11,0 | 8,4 |

Cases in the Contentious Administrative Chambers of the High Courts of Justice

| | 2010 | 2009 | 2008 | 2007 | 2006 |
|--|------|------|------|------|------|
| Land Development | 24,6 | 25,9 | 26,7 | 29,9 | 31,6 |
| Compulsory expropriation | 38,2 | 41,4 | 43,1 | 41,8 | 41,7 |
| Taxes | 26,1 | 25,8 | 27,3 | 29,5 | 29,0 |
| Public functions | 22,0 | 21,7 | 28,2 | 30,6 | 30,4 |
| Immigration | 17,7 | 30,7 | 37,3 | 37,6 | 33,1 |
| Administrative penalties | 23,7 | 27,4 | 31,3 | 38,4 | 39,6 |
| Other matters | 22,9 | 24,8 | 26,1 | 29,1 | 30,9 |
| Remedy of Appeals | 12,3 | 10,6 | 9,9 | 10,1 | 10,1 |
| Appeals against refusal of leave to appeal | 3,6 | 5,0 | 4,5 | 4,8 | 6,7 |

Courts of the Labour Jurisdiction

| | 2010 | 2009 | 2008 | 2007 | 2006 |
|--------------------------------|------|------|------|------|------|
| Labour Courts | 7,7 | 6,4 | 5,4 | 5,5 | 5,3 |
| National Court. Labour Chamber | 6,8 | 7,2 | 7,8 | 8,0 | 7,8 |
| H.C.J. Labour Chamber | 2,1 | 2,5 | 3,8 | 3,5 | 4,1 |
| Tribunal Supremo 4th Chamber | 10,1 | 11,5 | 12,3 | 13,1 | 14,0 |

Labour Courts

| | 2010 | 2009 | 2008 | 2007 | 2006 |
|---------------------|------|------|------|------|------|
| Collective disputes | 4,4 | 4,1 | 3,6 | 3,3 | 3,6 |
| Dismissals | 3,5 | 3,1 | 2,8 | 2,7 | 2,7 |
| Amounts | 10,0 | 8,2 | 6,5 | 6,3 | 6,0 |
| Social Security | 9,1 | 7,6 | 6,4 | 6,2 | 6,0 |

Cases of the Labour Chambers of the High Courts of Justice

| | 2010 | 2009 | 2008 | 2007 | 2006 |
|--------------------|------------|------------|------------|------------|------------|
| Andalusia | 8,4 | 6,8 | 5,5 | 5,7 | 5,8 |
| Aragon | 5,9 | 4,6 | 4,3 | 4,1 | 4,1 |
| Asturias | 5,9 | 5,4 | 4,5 | 4,3 | 4,2 |
| Balearic Islands | 9,3 | 8,1 | 6,0 | 5,4 | 4,7 |
| Canary Islands | 8,5 | 9,2 | 10,5 | 12,2 | 11,6 |
| Cantabria | 8,5 | 6,9 | 5,5 | 5,0 | 5,6 |
| Castille and Leon | 6,8 | 5,8 | 4,8 | 4,0 | 3,7 |
| Castille-La Mancha | 8,4 | 6,6 | 5,5 | 4,8 | 4,0 |
| Catalonia | 6,8 | 5,4 | 4,3 | 4,4 | 4,5 |
| Valencian Region | 8,4 | 6,1 | 5,1 | 5,6 | 6,3 |
| Extremadura | 6,5 | 5,4 | 4,6 | 3,8 | 3,4 |
| Galicia | 8,2 | 6,9 | 6,2 | 6,1 | 5,6 |
| Madrid | 7,9 | 6,7 | 5,3 | 5,0 | 4,4 |
| Murcia | 9,1 | 6,4 | 4,7 | 4,0 | 3,7 |
| Navarre | 6,1 | 5,2 | 5,2 | 5,0 | 4,4 |
| Basque Country | 5,3 | 4,6 | 4,0 | 4,1 | 4,2 |
| Rioja (La) | 7,5 | 7,7 | 7,6 | 5,4 | 3,0 |
| Spain | 7,7 | 6,4 | 5,4 | 5,5 | 5,3 |

Average time of proceedings pending at the end of the year

Other way to measure the length of proceedings is to considerate the time that the cases, which have not yet been decided at the end of the year, have been in court. This "time of duration" has been calculated by a mathematical model according to the data from General Council of the Judiciary. Judicial Statistics. **The lengths are stated in months**

Courts of Civil Jurisdiction

| | 2010 | 2009 | 2008 | 2007 | 2006 |
|--------------------------------------|------|------|------|------|------|
| Courts of First Instance | 3,9 | 3,7 | 3,6 | 3,5 | 3,8 |
| Family First Instance Courts | 2,1 | 2,1 | 2,0 | 1,9 | 2,1 |
| Courts of First Instance and Enquiry | 4,8 | 4,4 | 4,2 | 4,1 | 4,1 |
| Comercial Courts | 13,1 | 9,4 | 8,5 | 11,0 | 9,5 |
| Provincial Courts | 2,9 | 2,8 | 2,7 | 2,6 | 2,5 |
| H.C.J. Civil and Criminal Chamber | 1,7 | 1,9 | 1,6 | 1,8 | 1,8 |
| High Court 1st Chamber | 5,9 | 7,7 | 10,9 | 12,3 | 16,3 |

Cases of civil first instance ordered by Courts of First Instance, Courts of First Instance and Enquiry and Family Courts

| | 2010 | 2009 | 2008 | 2007 | 2006 |
|--------------------|------------|------------|------------|------------|------------|
| Andalusia | 4,7 | 4,2 | 4,0 | 3,8 | 3,8 |
| Aragon | 3,3 | 3,1 | 3,1 | 3,1 | 3,0 |
| Asturias | 2,7 | 2,8 | 3,1 | 2,6 | 2,7 |
| Balearic Islands | 5,2 | 4,9 | 5,1 | 4,8 | 4,5 |
| Canary Islands | 5,0 | 4,8 | 4,6 | 4,5 | 4,7 |
| Cantabria | 3,8 | 3,6 | 3,5 | 3,4 | 3,4 |
| Castille and Leon | 3,1 | 3,0 | 3,2 | 2,7 | 2,6 |
| Castille-La Mancha | 5,1 | 4,5 | 4,4 | 3,8 | 3,6 |
| Catalonia | 3,7 | 3,7 | 3,5 | 3,6 | 3,8 |
| Valencian Region | 5,0 | 4,6 | 4,3 | 4,2 | 4,2 |
| Extremadura | 3,8 | 3,4 | 3,6 | 3,0 | 2,9 |
| Galicia | 3,3 | 3,4 | 3,2 | 3,2 | 3,3 |
| Madrid | 4,3 | 4,1 | 4,0 | 4,0 | 4,4 |
| Murcia | 5,4 | 4,8 | 4,7 | 4,0 | 3,7 |
| Navarre | 2,4 | 2,7 | 2,5 | 2,4 | 2,6 |
| Basque Country | 2,7 | 2,8 | 2,8 | 2,6 | 2,8 |
| Rioja(La) | 2,5 | 2,4 | 2,9 | 2,5 | 2,6 |
| Spain | 4,2 | 4,0 | 3,8 | 3,7 | 3,8 |

Civil Cases of the Provincial Courts

| | 2010 | 2009 | 2008 | 2007 | 2006 |
|-----------------|------|------|------|------|------|
| Single instance | 2,0 | 2,1 | 2,0 | 2,0 | 1,8 |
| Appeals | 3,0 | 2,8 | 2,7 | 2,7 | 2,5 |

Provincial Courts. Civil Appeals

| | 2010 | 2009 | 2008 | 2007 | 2006 |
|--------------------|------------|------------|------------|------------|------------|
| Andalusia | 2,6 | 2,3 | 2,0 | 1,6 | 1,4 |
| Aragon | 1,3 | 1,5 | 1,5 | 1,7 | 1,8 |
| Asturias | 1,6 | 1,5 | 1,9 | 2,2 | 2,2 |
| Balearic Islands | 1,6 | 1,5 | 1,6 | 1,5 | 1,6 |
| Canary Islands | 3,7 | 3,9 | 3,5 | 3,4 | 2,7 |
| Cantabria | 5,6 | 4,9 | 4,9 | 4,3 | 3,7 |
| Castille and Leon | 1,6 | 1,5 | 1,8 | 1,9 | 1,9 |
| Castille-La Mancha | 2,9 | 2,3 | 2,1 | 2,3 | 1,8 |
| Catalonia | 4,1 | 3,8 | 3,8 | 3,4 | 3,3 |
| Valencian Region | 1,7 | 1,5 | 1,5 | 1,7 | 1,8 |
| Extremadura | 0,7 | 0,7 | 1,0 | 0,8 | 0,8 |
| Galicia | 3,6 | 3,9 | 3,5 | 3,3 | 2,8 |
| Madrid | 4,2 | 4,1 | 3,7 | 4,0 | 4,2 |
| Murcia | 2,2 | 2,4 | 2,3 | 2,6 | 2,0 |
| Navarre | 4,5 | 4,4 | 4,3 | 4,5 | 4,1 |
| Basque Country | 2,2 | 2,6 | 2,4 | 2,9 | 3,2 |
| Rioja (La) | 4,4 | 5,2 | 5,3 | 4,0 | 3,0 |
| Spain | 3,0 | 2,8 | 2,7 | 2,7 | 2,5 |

Courts of Criminal Jurisdiction

| | 2010 | 2009 | 2008 | 2007 | 2006 |
|---|------|------|------|------|------|
| Magistrates' Courts and First Instance and Enquiry Courts | 0,9 | 0,9 | 0,9 | 0,9 | 0,9 |
| Juvenile Courts | 3,5 | 3,8 | 3,7 | 3,6 | 3,8 |
| Courts of Penitentiary Surveillance | 0,7 | 0,7 | 0,5 | 0,5 | 0,5 |
| Criminal Courts | 4,9 | 4,5 | 3,8 | 3,4 | 3,0 |
| Provincial Courts | 1,3 | 1,3 | 1,4 | 1,3 | 1,2 |
| H.C.J.Civil and Criminal Chamber | 1,1 | 1,0 | 0,9 | 0,7 | 0,9 |
| Central Enquiry Courts | 2,0 | 2,5 | 2,8 | 2,8 | 3,0 |
| Central Criminal Courts | 3,7 | 3,0 | 1,3 | 2,0 | 2,3 |
| National Court. Criminal Chamber | 1,0 | 1,0 | 1,3 | 1,0 | 1,3 |
| High Court 2nd Chamber | 2,8 | 2,9 | 3,6 | 2,8 | 2,9 |

Provincial Courts. Preliminary Investigations

| | 2010 | 2009 | 2008 | 2007 | 2006 |
|--------------------|------------|------------|------------|------------|------------|
| Andalusia | 3,7 | 3,9 | 4,6 | 4,6 | 4,1 |
| Aragon | 5,3 | 6,2 | 7,0 | 6,2 | 5,0 |
| Asturias | 6,5 | 6,4 | 5,6 | 5,1 | 6,6 |
| Balearic Islands | 1,8 | 1,8 | 5,1 | 9,1 | 2,7 |
| Canary Islands | 4,0 | 6,6 | 5,0 | 5,9 | 5,6 |
| Cantabria | 6,4 | 7,5 | 7,6 | 5,2 | 5,7 |
| Castille and Leon | 2,5 | 3,1 | 3,8 | 3,1 | 2,2 |
| Castille-La Mancha | 5,0 | 5,3 | 6,7 | 5,4 | 5,8 |
| Catalonia | 6,4 | 6,4 | 6,4 | 6,7 | 7,3 |
| Valencian Region. | 4,7 | 3,7 | 2,9 | 2,6 | 2,3 |
| Extremadura | 9,7 | 10,0 | 8,3 | 8,7 | 6,7 |
| Galicia | 5,3 | 4,5 | 5,0 | 5,0 | 4,5 |
| Madrid | 4,2 | 4,0 | 3,7 | 4,0 | 3,8 |
| Murcia | 7,6 | 8,7 | 6,7 | 5,1 | 4,4 |
| Navarre | 5,0 | 7,9 | 6,5 | 6,7 | 7,7 |
| Basque Country | 6,1 | 5,0 | 4,6 | 5,3 | 5,2 |
| Rioja (La) | 8,7 | 7,0 | 9,6 | 6,4 | 6,0 |
| Spain | 4,4 | 4,5 | 4,5 | 4,7 | 4,1 |

Provincial Courts. Jury Cases

| | 2010 | 2009 | 2008 | 2007 | 2006 |
|--------------------|------------|------------|------------|------------|------------|
| Andalusia | 2,8 | 2,0 | 2,1 | 2,7 | 2,0 |
| Aragon | 2,0 | 2,6 | 4,2 | 1,3 | 3,0 |
| Asturias | 4,5 | 2,0 | 6,0 | 7,9 | 7,5 |
| Balearic Islands | 1,7 | 1,5 | 1,3 | 1,0 | 1,7 |
| Canary Islands | 3,8 | 4,0 | 1,8 | 2,7 | 3,7 |
| Cantabria | 3,8 | 3,4 | 2,2 | 4,3 | 5,0 |
| Castille and Leon | 2,0 | 3,6 | 3,5 | 1,8 | 1,9 |
| Castille-La Mancha | 3,2 | 5,3 | 3,5 | 3,3 | 3,3 |
| Catalonia | 3,8 | 3,4 | 3,8 | 4,1 | 3,7 |
| Valencian Region | 2,6 | 2,1 | 2,2 | 2,7 | 2,5 |
| Extremadura | 5,0 | 6,0 | 4,0 | 4,8 | 6,9 |
| Galicia | 1,9 | 2,2 | 3,2 | 2,4 | 2,2 |
| Madrid | 3,4 | 2,4 | 2,5 | 3,1 | 4,0 |
| Murcia | 3,5 | 2,8 | 3,3 | 2,7 | 4,8 |
| Navarre | 2,0 | 2,0 | 2,0 | 6,0 | 11,3 |
| Basque Country | 8,0 | 6,0 | 9,6 | 4,5 | 4,6 |
| Rioja (La) | 3,0 | 4,0 | 18,0 | 18,0 | 18,0 |
| Spain | 3,3 | 2,9 | 3,1 | 3,2 | 3,4 |

Provincial Courts. Criminal Appeals

| | 2010 | 2009 | 2008 | 2007 | 2006 |
|--------------------|------------|------------|------------|------------|------------|
| Andalusia | 0,9 | 0,9 | 0,8 | 0,7 | 0,6 |
| Aragon | 0,5 | 0,5 | 1,1 | 1,7 | 1,5 |
| Asturias | 0,5 | 0,4 | 0,4 | 0,3 | 0,5 |
| Balearic Islands | 1,9 | 1,9 | 1,8 | 1,2 | 1,5 |
| Canary Islands | 1,6 | 1,8 | 3,4 | 3,2 | 3,0 |
| Cantabria | 0,9 | 0,9 | 0,8 | 0,6 | 0,6 |
| Castille and Leon | 1,0 | 0,8 | 0,6 | 0,5 | 0,6 |
| Castille-La Mancha | 1,5 | 1,1 | 1,1 | 0,8 | 0,9 |
| Catalonia | 1,7 | 2,0 | 2,0 | 1,7 | 1,4 |
| Valencian Region | 0,6 | 0,8 | 0,6 | 0,5 | 0,5 |
| Extremadura | 0,2 | 0,1 | 0,2 | 0,2 | 0,2 |
| Galicia | 1,0 | 1,1 | 1,0 | 0,9 | 0,8 |
| Madrid | 1,1 | 1,0 | 0,9 | 1,0 | 0,9 |
| Murcia | 1,5 | 1,4 | 0,9 | 0,8 | 0,6 |
| Navarre | 1,4 | 1,4 | 1,3 | 1,5 | 1,5 |
| Basque Country | 0,9 | 0,8 | 0,8 | 0,6 | 0,5 |
| Rioja (La) | 0,9 | 0,9 | 0,8 | 0,7 | 0,9 |
| Spain | 1,1 | 1,1 | 1,1 | 1,1 | 1,0 |

Courts of Administrative Jurisdiction

| | 2010 | 2009 | 2008 | 2007 | 2006 |
|--|------|------|------|------|------|
| Administrative Courts | 6,3 | 5,8 | 5,4 | 5,3 | 4,9 |
| H.C.J. Contentious Administrative Chamber* | 13,3 | 13,4 | 12,9 | 15,0 | 16,5 |
| Central Administrative Court | 8,6 | 7,6 | 7,1 | 4,8 | 4,5 |
| National Court. Contentious Administrative Chamber | 9,0 | 8,1 | 9,2 | 9,0 | 9,1 |
| High Court 3rd Chamber | 9,3 | 8,5 | 10,0 | 10,0 | 11,5 |

* In first instance

Cases in the Administrative Courts

| | 2010 | 2009 | 2008 | 2007 | 2006 |
|------------------------------------|------|------|------|------|------|
| Land Development | 8,5 | 8,3 | 7,8 | 7,7 | 7,2 |
| Compulsory expropriation | 8,4 | 7,6 | 7,1 | 5,6 | 6,5 |
| Administrative contracting | 8,0 | 7,3 | 7,5 | 7,2 | 6,2 |
| Public ownership | 7,1 | 6,7 | 6,6 | 6,7 | 6,6 |
| Taxes | 7,2 | 6,7 | 6,7 | 6,0 | 5,1 |
| Environment | 7,9 | 7,5 | 7,3 | 6,2 | 6,0 |
| Public functions | 6,1 | 6,0 | 5,7 | 5,5 | 4,7 |
| Labor administration | 6,9 | 7,0 | 6,7 | 6,2 | 5,9 |
| Immigration | 4,8 | 4,0 | 3,9 | 4,4 | 4,5 |
| Administrative penalties | 6,6 | 6,4 | 5,9 | 5,6 | 4,8 |
| Electoral | 2,6 | 2,3 | 3,1 | 0,3 | 3,2 |
| Authorization of entries into home | 1,4 | 1,3 | 1,4 | 1,3 | 1,0 |
| Patrimonial responsibility | 7,1 | 6,8 | 6,4 | 5,9 | 5,1 |

Cases in the Contentious Administrative Chambers of the High Courts of Justice

| | 2010 | 2009 | 2008 | 2007 | 2006 |
|--|------|------|------|------|------|
| Land Development | 13,2 | 12,5 | 13,4 | 13,9 | 15,8 |
| Compulsory expropriation | 23,3 | 20,4 | 18,1 | 20,0 | 21,0 |
| Administrative contracting | 8,7 | 7,9 | 3,6 | 10,8 | 9,6 |
| Taxes | 13,2 | 13,5 | 13,1 | 13,2 | 13,4 |
| Public functions | 10,8 | 11,7 | 10,7 | 14,8 | 15,7 |
| Local administration and Social security | 7,6 | 7,1 | - | - | - |
| Immigration | 6,6 | 11,2 | 19,5 | 23,0 | 25,5 |
| Administrative penalties | 12,6 | 11,9 | 14,2 | 16,6 | 21,2 |
| Public ownership | 11,7 | 10,1 | - | - | - |
| Patrimonial responsibility | 7,6 | 6,3 | - | - | - |
| Other matters | 11,9 | 12,1 | 12,0 | 14,1 | 15,8 |
| Remedy of Appeals | 6,9 | 5,6 | 5,0 | 5,1 | 5,1 |
| Appeals against refusal of leave to appeal | 2,2 | 1,4 | 2,2 | 2,2 | 3,0 |

Courts of Labour Jurisdiction

| | 2010 | 2009 | 2008 | 2007 | 2006 |
|------------------------------------|------|------|------|------|------|
| Labour Courts | 4,1 | 3,5 | 3,1 | 2,7 | 2,7 |
| H.C.J. Labour Chamber | 3,4 | 3,4 | 3,7 | 3,9 | 4,0 |
| National Court. Labour Chamber | 1,5 | 0,6 | 2,2 | 1,6 | 2,1 |
| High Court 4 th Chamber | 4,8 | 5,4 | 6,1 | 6,2 | 7,0 |

Cases in the Labour Courts

| | 2010 | 2009 | 2008 | 2007 | 2006 |
|---------------------|------|------|------|------|------|
| Collective disputes | 2,4 | 2,2 | 1,9 | 1,6 | 1,9 |
| Dismissals | 1,7 | 1,5 | 1,8 | 1,4 | 1,3 |
| Amounts | 5,3 | 4,6 | 3,7 | 3,3 | 3,0 |
| Social Security | 4,9 | 4,2 | 3,4 | 3,0 | 3,1 |

Cases in the Labour Chambers of the High Courts of Justice

| | 2010 | 2009 | 2008 | 2007 | 2006 |
|--------------------|------------|------------|------------|------------|------------|
| Andalusia | 4,5 | 3,7 | 3,1 | 2,7 | 2,9 |
| Aragon | 3,1 | 2,6 | 2,3 | 2,2 | 2,0 |
| Asturias | 2,9 | 2,8 | 2,8 | 1,9 | 2,2 |
| Balearic Islands | 4,9 | 4,1 | 3,6 | 2,9 | 2,7 |
| Canary Islands | 4,2 | 4,2 | 4,8 | 6,1 | 6,1 |
| Cantabria | 4,1 | 3,8 | 3,2 | 2,5 | 2,5 |
| Castille and Leon | 3,6 | 3,2 | 2,8 | 2,2 | 1,9 |
| Castille-La Mancha | 4,7 | 3,6 | 3,4 | 2,4 | 2,3 |
| Catalonia | 3,6 | 3,0 | 2,5 | 2,1 | 2,3 |
| Valencian Region | 4,5 | 3,7 | 2,8 | 2,7 | 2,9 |
| Extremadura | 3,4 | 2,9 | 2,8 | 2,0 | 1,8 |
| Galicia | 4,5 | 3,7 | 3,3 | 3,1 | 3,0 |
| Madrid | 4,2 | 3,6 | 3,1 | 2,6 | 2,3 |
| Murcia | 5,1 | 3,7 | 3,2 | 2,0 | 2,0 |
| Navarre | 3,4 | 2,7 | 3,0 | 2,5 | 2,4 |
| Basque Country | 2,7 | 2,5 | 2,3 | 2,0 | 2,1 |
| Rioja (La) | 2,8 | 3,7 | 4,4 | 3,4 | 1,9 |
| Total | 4,1 | 3,5 | 3,1 | 2,7 | 2,7 |

Complaints³²

³² Source: Data 2010 of the Citizens Service Unit of the GCJ

Claims, complaints, suggestions and written requests for information, according to the body whose action is sought

| | 2009 | 2010 | Growth % |
|--------------------------------------|---------------|---------------|-------------|
| Unit of Public Assistance of the GCJ | 10.839 | 9.888 | -9% |
| Other Central Bodies | 2.371 | 2.214 | -7% |
| Inspection Department | 1.788 | 880 | -51% |
| Total | 14.998 | 12.982 | -13% |

Reasons for the claims, complaints, suggestions and requests for information

| Overview | Number | Percentage |
|---|---------------|-------------|
| Relating to the operation of tribunals and courts | 12.433 | 74,5% |
| Dissent with a ruling | 2.379 | 14,3% |
| Unclassifiable or uninvolved matter | 1.233 | 7,4% |
| Requests for information | 489 | 2,9% |
| Suggestions | 107 | 0,6% |
| Expressions of gratitude | 53 | 0,3% |
| Total | 16.694 | 100% |

Breakdown of reasons for claims and complaints relating to the operation of tribunals and courts

| Modern and open Justice | |
|--|---------------|
| Transparency | 990 |
| Comprehensibility | 9 |
| Attentiveness | 4.567 |
| Answerability to the public | 202 |
| Speed and use of modern technologies | 5.347 |
| Total for Modern and Open Justice | 11.115 |
| Justice that protects the weakest members of society | |
| Protection of Crime victims | 36 |
| Protection of Children | 4 |
| Protection of disabled People | 94 |
| Immigrants and Justice | 13 |
| Total for Justice that protects the weakest members of society | 147 |
| A trusting relationship with lawyers and solicitors of the courts | |
| Ethically sound conduct | 116 |
| Adequately informed citizens | 4 |
| Public-Funding and quality of Justice | 168 |
| Total for A trusting relationship | 288 |
| Other reasons not provided for in the Charter of Citizens' Rights | |
| Professionals Practise | 160 |
| Manner in which the professionals perform their duties | 723 |
| Total for Other reasons not provided for in the Charter | 883 |
| Total for Reasons relating to the Operation of Tribunals and Courts | 12.433 |

- The first three classes relate to the Charter of Citizens' Rights before Justice.

The following matters prompted the largest number of complaints in relation to *Attentiveness in justice*:

- The right to a reduction in waiting times (1.282)
- The right to be treated respectfully (963)
- The right to an adequate time (905)
- The right to waiting and being attended to in rooms that is suitably adapted to such purposes (485)

In the class with the most instances, *Speed and use of modern technologies in justice*, the following matters prompted the largest number of complaints:

- The right to a speedy processing of the issues that concern them and to be informed of the reasons for any delays (3.812).
- The right to be provided with suitably designed forms (701).

Claims and complaints by area of law (*)

| Area of law | No. of claims | Percentage |
|--|---------------|---------------|
| Registration of births, marriages and deaths | 5.804 | 37% |
| Criminal | 3.678 | 23% |
| Civil | 2.083 | 13% |
| Government-related | 865 | 5% |
| Civil -family | 652 | 4% |
| Penitentiary Surveillance | 371 | 2% |
| Labour | 358 | 2% |
| Criminal - Violence against Women | 261 | 2% |
| Administrative | 256 | 2% |
| Civil -Commercial | 99 | 1% |
| Juvenile | 51 | 0% |
| Unspecified | 1.264 | 8% |
| Total | 15.742 | 100,0% |

(*) The Reports Section of the Inspection Department does not provide any information on the complaints it receives. Therefore, such complaints have not been included in the chart.

Claims and complaints by type of claimant

Gender perspective

| Type of person | Number | Percentage |
|----------------|---------------|----------------|
| Male | 8.007 | 60,0% |
| Female | 4.898 | 36,7% |
| Other | 258 | 1,9% |
| Legal entity | 153 | 1,1% |
| Judicial body | 36 | 0,3% |
| Total | 13.352 | 100,00% |

Legal status

| Type of petitioner | Number | Percentage |
|------------------------------|---------------|-------------|
| Private individuals | 10.811 | 81,0% |
| Legal professionals | 1.178 | 8,8% |
| Penitentiary centre convicts | 826 | 6,2% |
| Anonymous | 137 | 1,0% |
| Groups/associations | 95 | 0,7% |
| Businesses | 91 | 0,7% |
| Public officials | 84 | 0,6% |
| Unspecified and others | 58 | 0,4% |
| Judicial Bodies | 36 | 0,3% |
| Public bodies | 19 | 0,1% |
| Technical bodies of the GCJ | 17 | 0,1% |
| Total | 13.352 | 100% |

Claims and complaints by judicial body concerned

| Judicial bodies | Number | Percentage |
|---|---------------|-------------|
| Court of First Instance and Enquiry | 3.999 | 35,4% |
| Court of First Instance | 2.208 | 19,6% |
| Magistrates' Courts | 1.113 | 9,9% |
| Criminal Court | 654 | 5,8% |
| Exclusive Public Registry | 635 | 5,6% |
| Judicial Site | 621 | 5,5% |
| Provincial Court | 321 | 2,8% |
| Labour Court | 261 | 2,3% |
| Prison Supervisory Court | 236 | 2,1% |
| Central Registry Office of Births, Marriages and Deaths | 276 | 2,4% |
| Administrative Court | 140 | 1,2% |
| High Court of Justice | 128 | 1,1% |
| Justices of the Peace | 135 | 1,2% |
| Common Offices | 125 | 1,1% |
| Court of Violence Against Women | 96 | 0,9% |
| Commercial Court | 86 | 0,8% |
| Juvenile Court | 26 | 0,2% |
| Supreme Court | 73 | 0,6% |
| Exclusive Senior Court | 58 | 0,5% |
| National Court | 32 | 0,3% |
| Central Enquiry Court | 26 | 0,2% |
| Central Juvenile Court | 19 | 0,2% |
| Central Administrative Court | 14 | 0,1% |
| Services Support Jurisdiction | 3 | 0,0% |
| Central Military Court | 1 | 0,0% |
| Total | 13.164 | 100% |

Breakdown of other bodies that have been the subject of claims and complaints

| Judicial bodies | Number | Percentage |
|---|--------------|-------------|
| Professional Lawyers' Associations | 206 | 8% |
| Legal Counselling Offices | 133 | 5% |
| Forensic Clinics and Forensic Medicine Institutes | 97 | 4% |
| Public Prosecutors' Offices | 87 | 3% |
| Administration with judicial powers | 65 | 2% |
| General Council of the Judiciary | 65 | 2% |
| Others administrations | 53 | 2% |
| Prisons | 50 | 2% |
| Professional Solicitors' Associations | 15 | 1% |
| State Security Forces | 15 | 1% |
| Free Legal Aid Committees | 9 | 0% |
| Office of complaints | 7 | 0% |
| Electoral Boards | 1 | 0% |
| Constitutional Court | 9 | 0% |
| Others | 12 | 0% |
| Not specified | 995 | 38% |
| General | 800 | 31% |
| Total | 2.619 | 100% |

Territorial distribution of the courts/judicial bodies

| Autonomous Regions | Number |
|----------------------|---------------|
| Andalusia | 1.779 |
| Aragon | 205 |
| Asturias | 176 |
| Balearic Islands | 185 |
| Canary Islands | 816 |
| Cantabria | 120 |
| Castille and Leon | 462 |
| Castille-La Mancha | 562 |
| Catalonia | 1.620 |
| Valencian Region | 1.714 |
| Extremadura | 158 |
| Galicia | 438 |
| Madrid | 2.744 |
| Murcia | 386 |
| Navarre | 100 |
| Basque Country (*) | 333 |
| Rioja (La) | 60 |
| Central bodies | 518 |
| Military territories | 1 |
| Unspecified | 1.528 |
| Total | 13.905 |

(*) In the Basque Country there are not boxes for complains in judicial sites. This fact could affect the results.

Number of claims that had entertained and what type of measures had taken for improvement

| Type of measure approved | Number | Percentage |
|--|--------------|---------------|
| Disciplinary | 26 | 1,21% |
| Material resources | 24 | 1,11% |
| Personnel resources | 1.190 | 55,25% |
| Organisation of the judicial office | 136 | 6,31% |
| Procedural | 774 | 35,93% |
| Transfer to a different competent body | 4 | 0,19% |
| Total | 2.154 | 100,0% |

Key indicators

Key indicators. All jurisdictions

| | Rates | | |
|------------------|-------|------|-----------|
| | 2009 | 2010 | Evolution |
| Disposal | 0,96 | 0,99 | 3,0% |
| Pending | 0,34 | 0,35 | 2,2% |
| Clearance | 1,35 | 1,35 | 0,4% |

Set down cases per magistrate

| 2009 | 2010 | Evolution |
|---------|---------|-----------|
| 1.980,4 | 1.890,8 | -4,5% |

Percentage of judgements which have been appealed

| 2009 | 2010 | Evolution |
|------|------|-----------|
| 14,4 | 14,2 | -1,5% |

Percentage of judgements by magistrates members of the Judiciary

| 2009 | 2010 | Evolution |
|-------|-------|-----------|
| 86,2% | 86,1% | -0,2% |

Litigation rate (Number of cases set down per 1.000 inhabitants)

| 2009 | 2010 | Evolution |
|-------|-------|-----------|
| 204,7 | 199,0 | -2,8% |

Judgements per magistrate

| 2009 | 2010 | Evolution |
|-------|-------|-----------|
| 336,0 | 335,3 | -0,2% |

Percentage of the Judgments of the appellate courts which end with the upholding

| | 2009 | 2010 | Evolution |
|-------------------|-------|-------|-----------|
| Appeals | 72,4% | 72,5% | 0,1% |
| Cassation appeals | 87,4% | 88,0% | 0,7% |

Estimated length of proceedings

| | 2009 | 2010 | Evolution |
|----------------|------|------|-----------|
| First Instance | 3,7 | 4,1 | 9,1% |
| Appeals | 5,0 | 5,1 | 3,7% |
| High Court | 14,3 | 12,6 | -11,6% |

Key indicators. Civil jurisdiction

Tasas

| | 2009 | 2010 | Evolution |
|-----------|------|------|-----------|
| Disposal | 0,86 | 0,96 | 11,1% |
| Pending | 0,76 | 0,73 | -4,3% |
| Clearance | 1,78 | 1,74 | -2,3% |

Set down cases per magistrate

| | 2009 | 2010 | Evolution |
|--|-------|-------|-----------|
| | 790,9 | 757,6 | -4,2% |

Percentage of judgements which have been appealed

| | 2009 | 2010 | Evolution |
|--|------|------|-----------|
| | 15,7 | 14,7 | -6,3% |

Percentage of judgements by magistrates members of the Judiciary

| | 2009 | 2010 | Evolution |
|--|-------|-------|-----------|
| | 86,2% | 86,0% | -0,2% |

Litigation rate (Number of cases set down per 1.000 inhabitants)

| | 2009 | 2010 | Evolution |
|--|------|------|-----------|
| | 43,3 | 42,2 | -2,6% |

Judgements per magistrate

| | 2009 | 2010 | Evolution |
|--|-------|-------|-----------|
| | 181,4 | 190,5 | 5,0% |

Percentage of the Judgments of the appellate courts which end with the upholding

| | 2009 | 2010 | Evolution |
|-------------------|-------|-------|-----------|
| Appeals | 63,7% | 63,8% | 0,1% |
| Cassation appeals | 92,1% | 92,2% | 0,1% |

Estimated length of proceedings

| | 2009 | 2010 | Evolution |
|-------------------|------|------|-----------|
| First Instance | 7,9 | 8,4 | 6,3% |
| Segunda Instancia | 5,5 | 5,8 | 5,3% |
| Supremo | 18,5 | 13,6 | -26,9% |

Key indicators. Criminal jurisdiction

Tasas

| | 2009 | 2010 | Evolution |
|-----------|------|------|-----------|
| Disposal | 1,0 | 1,0 | 0,0% |
| Pending | 0,17 | 0,18 | 4,5% |
| Clearance | 1,17 | 1,18 | 0,6% |

Set down cases per magistrate

| | 2009 | 2010 | Evolution |
|--|---------|---------|-----------|
| | 2.546,2 | 2.448,6 | -3,8% |

Percentage of judgements which have been appealed

| | 2009 | 2010 | Evolution |
|--|------|------|-----------|
| | 8,4% | 9,5% | 13,0% |

Percentage of judgements by magistrates members of the Judiciary

| | 2009 | 2010 | Evolution |
|--|-------|-------|-----------|
| | 84,4% | 84,0% | -0,4% |

Litigation rate (Number of cases set down per 1.000 inhabitants)

| | 2009 | 2010 | Evolution |
|--|-------|-------|-----------|
| | 144,2 | 141,0 | -2,2% |

Judgements per magistrate

| | 2009 | 2010 | Evolution |
|--|-------|-------|-----------|
| | 274,7 | 267,8 | -2,5% |

Percentage of the Judgments of the appellate courts which end with the upholding

| | 2009 | 2010 | Evolution |
|-------------------|-------|-------|-----------|
| Appeals | 74,9% | 75,8% | 1,2 |
| Cassation appeals | 86,4% | 85,3% | -1,2% |

Estimated length of proceedings

| | 2009 | 2010 | Evolution |
|----------------|------|------|-----------|
| First Instance | 1,96 | 2,04 | 4,0% |
| Appeals | 2,22 | 2,23 | 0,8% |
| High Court | 6,47 | 5,84 | -9,7% |

Key indicators . Administrative jurisdiction

Tasas

| | 2009 | 2010 | Evolution |
|-----------|------|------|-----------|
| Disposal | 0,92 | 1,04 | 12,9% |
| Pending | 1,33 | 1,26 | -5,1% |
| Clearance | 2,32 | 2,26 | -2,8% |

Set down cases per magistrate

| t | 2009 | 2010 | Evolution |
|---|-------|-------|-----------|
| | 573,5 | 513,3 | -10,5% |

Percentage of judgements which have been appealed

| | 2009 | 2010 | Evolution |
|--|------|------|-----------|
| | 24,9 | 19,2 | -22,8% |

Percentage of judgements by magistrates members of the Judiciary

| | 2009 | 2010 | Evolution |
|--|-------|-------|-----------|
| | 92,8% | 91,8% | -1,0% |

Litigation rate (Number of cases set down per 1.000 inhabitants)

| | 2009 | 2010 | Evolution |
|--|------|------|-----------|
| | 6,8 | 6,1 | -9,9% |

Judgements per magistrate

| | 2009 | 2010 | Evolution |
|--|-------|-------|-----------|
| | 330,2 | 332,8 | 0,8% |

Percentage of the Judgments of the appellate courts which end with the upholding

| | 2009 | 2010 | Evolution |
|-------------------|-------|-------|-----------|
| Appeals | 76,7% | 75,4% | -1,6% |
| Cassation appeals | 81,7% | 84,1% | 3,0% |

Estimated length of proceedings

| | 2009 | 2010 | Evolution |
|----------------|------|------|-----------|
| First Instance | 15,0 | 15,5 | 3,3% |
| Appeals | 10,3 | 12,0 | 16,2% |
| High Court | 18,5 | 17,5 | -5,7% |

Key indicators. Labor jurisdiction

Tasas

| | 2009 | 2010 | Evolution |
|-----------|------|------|-----------|
| Disposal | 0,83 | 0,91 | 8,8% |
| Pending | 0,66 | 0,69 | 5,8% |
| Clearance | 1,73 | 1,76 | 1,7% |

Litigation rate (Number of cases set down per 1.000 inhabitants)

| 2009 | 2010 | Evolution |
|------|------|-----------|
| 10,4 | 9,4 | -8,8% |

Judgements per magistrate

| 2009 | 2010 | Evolution |
|-------|-------|-----------|
| 478,2 | 473,3 | -1,0% |

Set down cases per magistrate

| 2009 | 2010 | Evolution |
|-------|-------|-----------|
| 931,8 | 846,3 | -9,2% |

Percentage of the Judgments of the appellate courts which end with the upholding

| | 2009 | 2010 | Evolution |
|-------------------|-------|-------|-----------|
| Appeals | 77,5% | 77,0% | -0,70% |
| Cassation appeals | 91,7% | 92,3% | 0,65% |

Estimación del porcentaje de sentencias recurridas

| 2009 | 2010 | Evolution |
|------|------|-----------|
| 26,6 | 25,6 | -3,5% |

Percentage of judgements by magistrates members of the Judiciary

| 2009 | 2010 | Evolution |
|-------|-------|-----------|
| 88,6% | 89,1% | 0,5% |

Estimated length of proceedings

| | 2009 | 2010 | Evolution |
|----------------|------|------|-----------|
| First instance | 6,4 | 7,1 | 11,8% |
| Appeals | 7,2 | 6,8 | -5,7% |
| High Court | 11,5 | 10,1 | -11,7% |